

Cat

The **cat** (*Felis catus*), commonly referred to as the **domestic cat** or **house cat**, is a small domesticated carnivorous mammal. It is the only domesticated species in the family Felidae. Recent advances in archaeology and genetics have shown that the domestication of the cat occurred in the Near East around 7500 BC. It is commonly kept as a house pet and farm cat, but also ranges freely as a feral cat avoiding human contact. It is valued by humans for companionship and its ability to kill vermin. Its retractable claws are adapted to killing small prey like mice and rats. It has a strong, flexible body, quick reflexes, sharp teeth, and its night vision and sense of smell are well developed. It is a social species, but a solitary hunter and a crepuscular predator. Cat communication includes vocalizations like meowing, purring, trilling, hissing, growling, and grunting as well as cat body language. It can hear sounds too faint or too high in frequency for human ears, such as those made by small mammals. It also secretes and perceives pheromones.

Female domestic cats can have kittens from spring to late autumn in temperate zones and throughout the year in equatorial regions, with litter sizes often ranging from two to five kittens. Domestic cats are bred and shown at events as registered pedigreed cats, a hobby known as cat fancy. Animal population control of cats may be achieved by spaying and neutering, but their proliferation and the abandonment of pets has resulted in large numbers of feral cats worldwide, contributing to the extinction of bird, mammal and reptile species.

As of 2017, the domestic cat was the second most popular pet in the United States, with 95.6 million cats owned and around 42 million households owning at least one cat. In the United Kingdom, 26% of adults have a cat, with an estimated population of 10.9 million pet cats as of 2020. As of 2021, there were an estimated 220 million owned and 480 million stray cats in the world.

Etymology and naming

Cat

Temporal range: 9,500 years ago – present



Various types of cats

Conservation status

Domesticated

Scientific classification



Domain:	<u>Eukaryota</u>
Kingdom:	<u>Animalia</u>
Phylum:	<u>Chordata</u>
Class:	<u>Mammalia</u>
Order:	<u>Carnivora</u>
Suborder:	<u>Feliformia</u>
Family:	<u>Felidae</u>

The origin of the English word *cat*, Old English *catt*, is thought to be the Late Latin word *cattus*, which was first used at the beginning of the 6th century.^[4] The Late Latin word may be derived from an unidentified African language.^[5] The Nubian word *kaddîska* 'wildcat' and Nobiin *kadīs* are possible sources or cognates.^[6]

The forms might also have derived from an ancient Germanic word that was absorbed into Latin and then into Greek, Syriac, and Arabic.^[7] The word may be derived from Germanic and Northern European languages, and ultimately be borrowed from Uralic, cf. Northern Sámi *gáđfi*, 'female stoat', and Hungarian *hölgy*, 'lady, female stoat'; from Proto-Uralic **kād'wä*, 'female (of a furred animal)'.^[8]

The English *puss*, extended as *pussy* and *pussycat*, is attested from the 16th century and may have been introduced from Dutch *poes* or from Low German *puuskatte*, related to Swedish *kattepus*, or Norwegian *pus*, *pusekatt*. Similar forms exist in Lithuanian *puizė* and Irish *puisín* or *puiscín*. The etymology of this word is unknown, but it may have arisen from a sound used to attract a cat.^{[9][10]}

A male cat is called a *tom* or *tomcat*^[11] (or a *gib*,^[12] if neutered). A female is called a *queen*^[13] or a *molly*,^[14] if spayed, especially in a cat-breeding context. A juvenile cat is referred to as a *kitten*. In Early Modern English, the word *kitten* was interchangeable with the now-obsolete word *catling*.^[15]

A group of cats can be referred to as a *clowder* or a *glaring*.^[16]

Taxonomy

The scientific name *Felis catus* was proposed by Carl Linnaeus in 1758 for a domestic cat.^{[1][2]} *Felis catus domesticus* was proposed by Johann Christian Polycarp Erxleben in 1777.^[3] *Felis daemon* proposed by Konstantin Satunin in 1904 was a black cat from the Transcaucasus, later identified as a domestic cat.^{[17][18]}

In 2003, the International Commission on Zoological Nomenclature ruled that the domestic cat is a distinct species, namely *Felis catus*.^{[19][20]} In 2007, the modern domesticated subspecies *F. silvestris catus* sampled worldwide was considered to have likely descended from the Near Eastern wildcat (*F. lybica*), following results of phylogenetic research.^{[21][22][a]} In 2017, the IUCN Cat Classification Taskforce followed the recommendation of the ICZN in regarding the domestic cat as a distinct species, *Felis catus*.^[23]

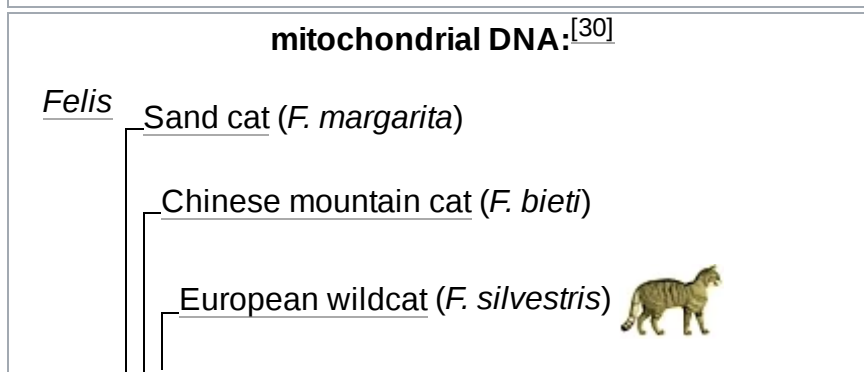
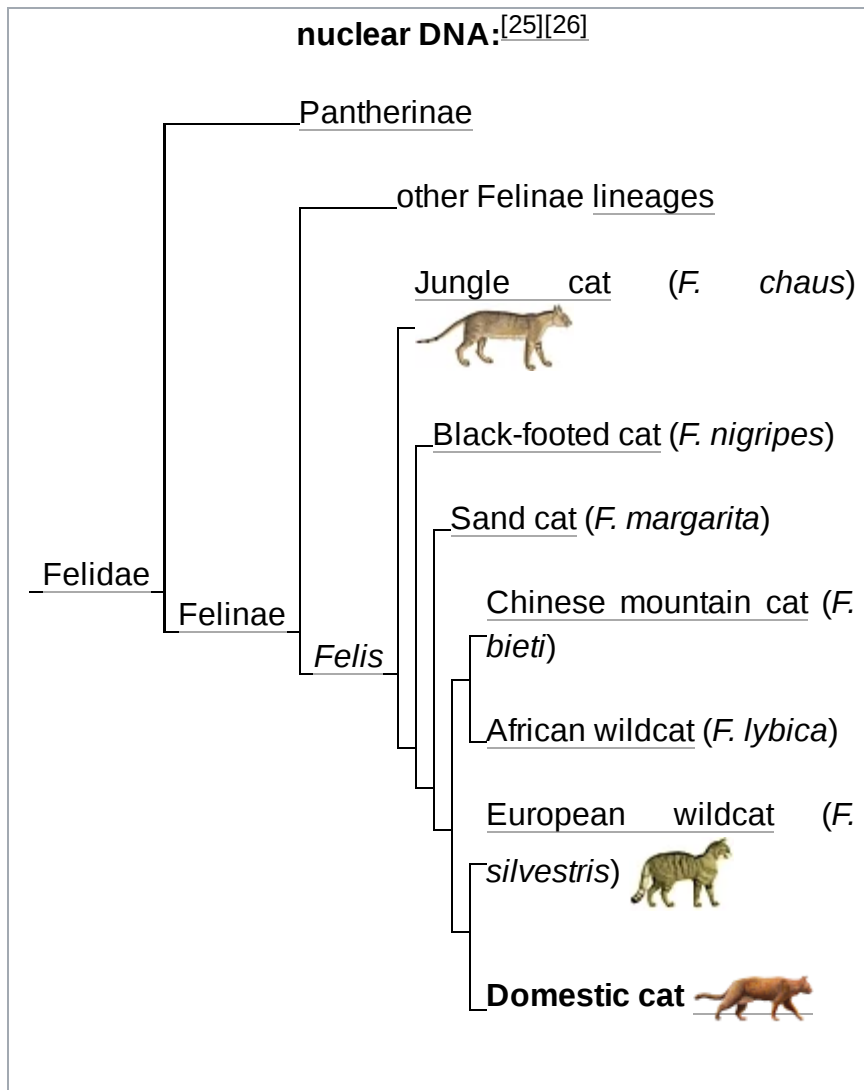
Evolution

The domestic cat is a member of the Felidae, a family that had a common ancestor about 10 to 15 million years ago.^[24] The evolutionary radiation of the Felidae began in Asia during the Miocene around 8.38 to 14.45 million years ago.^[25] Analysis of mitochondrial DNA of all Felidae species indicates a radiation at 6.46 to 16.76 million years ago.^[26] The genus *Felis* genetically diverged from other Felidae around

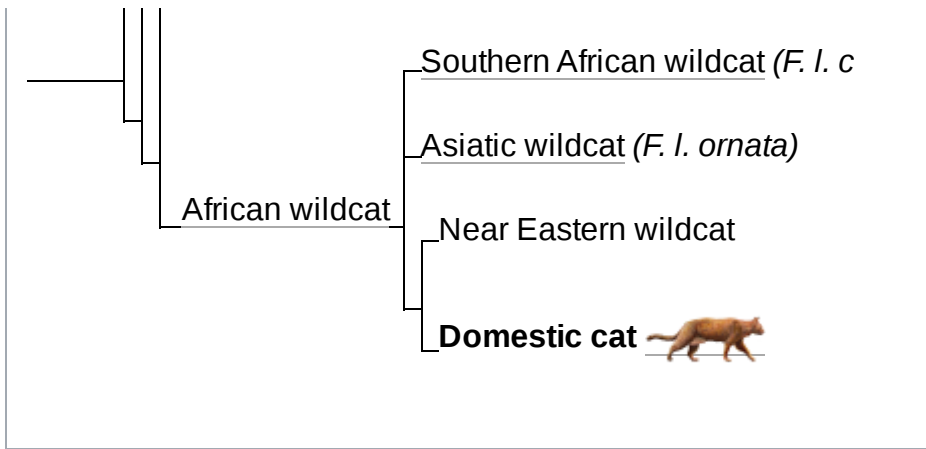
Subfamily:	<u>Felinae</u>
Genus:	<u><i>Felis</i></u>
Species:	<u><i>F. catus</i></u> ^[1]
Binomial name	
<i>Felis catus</i> ^[1] <u>Linnaeus, 1758</u> ^[2]	
Synonyms	
<ul style="list-style-type: none"> ▪ <i>Catus domesticus</i> <u>Erxleben</u>, 1777^[3] ▪ <i>F. angorensis</i> <u>Gmelin</u>, 1788 ▪ <i>F. vulgaris</i> <u>Fischer</u>, 1829 	

6 to 7 million years ago.^[25] Results of phylogenetic research shows that the wild members of this genus evolved through sympatric or parapatric speciation, whereas the domestic cat evolved through artificial selection.^[27] The domestic cat and its closest wild ancestor are diploid and both possess 38 chromosomes^[28] and roughly 20,000 genes.^[29]

Phylogenetic relationships of the domestic cat as derived through analysis of



Skulls of a wildcat (top left), a housecat (top right), and a hybrid between the two. (bottom center)



Domestication

It was long thought that the domestication of the cat began in ancient Egypt, where cats were venerated from around 3100 BC,^{[31][32]} However, the earliest known indication for the taming of an African wildcat was excavated close by a human Neolithic grave in Shillourokambos, southern Cyprus, dating to about 7500–7200 BC. Since there is no evidence of native mammalian fauna on Cyprus, the inhabitants of this Neolithic village most likely brought the cat and other wild mammals to the island from the Middle Eastern mainland.^[33] Scientists therefore assume that African wildcats were attracted to early human settlements in the Fertile Crescent by rodents, in particular the house mouse (*Mus musculus*), and were tamed by Neolithic farmers. This mutual relationship between early farmers and tamed cats lasted thousands of years. As agricultural practices spread, so did tame and domesticated cats.^{[30][34]} Wildcats of Egypt contributed to the maternal gene pool of the domestic cat at a later time.^[35]



A cat eating a fish under a chair, a mural in an Egyptian tomb dating to the 15th century BC

The earliest known evidence for the occurrence of the domestic cat in Greece dates to around 1200 BC. Greek, Phoenician, Carthaginian and Etruscan traders introduced domestic cats to southern Europe.^[36] During the Roman Empire they were introduced to Corsica and Sardinia before the beginning of the 1st millennium.^[37] By the 5th century BC, they were familiar animals around settlements in Magna Graecia and Etruria.^[38] By the end of the Western Roman Empire in the 5th century, the Egyptian domestic cat lineage had arrived in a Baltic Sea port in northern Germany.^[35]

The leopard cat (*Prionailurus bengalensis*) was tamed independently in China around 5500 BC. This line of partially domesticated cats leaves no trace in the domestic cat populations of today.^[39]

During domestication, cats have undergone only minor changes in anatomy and behavior, and they are still capable of surviving in the wild. Several natural behaviors and characteristics of wildcats may have pre-adapted them for domestication as pets. These traits include their small size, social nature, obvious body language, love of play, and high intelligence. Since they practice rigorous grooming habits and have an

instinctual drive to bury and hide their urine and feces, they are generally much less messy than other domesticated animals. Captive *Leopardus* cats may also display affectionate behavior toward humans but were not domesticated.^[40] House cats often mate with feral cats.^[41] Hybridisation between domestic and other *Felinae* species is also possible, producing hybrids such as the *Kellas cat* in *Scotland*.^{[42][43]}

Development of *cat breeds* started in the mid 19th century.^[44] An analysis of the domestic cat *genome* revealed that the ancestral wildcat genome was significantly altered in the process of domestication, as specific *mutations* were selected to develop cat breeds.^[45] Most breeds are founded on random-bred domestic cats. *Genetic diversity* of these breeds varies between regions, and is lowest in purebred populations, which show more than 20 deleterious *genetic disorders*.^[46]

Characteristics

Size

The domestic cat has a smaller *skull* and shorter bones than the *European wildcat*.^[47] It averages about 46 cm (18 in) in head-to-body length and 23–25 cm (9.1–9.8 in) in height, with about 30 cm (12 in) long tails. Males are larger than females.^[48] Adult domestic cats typically weigh 4–5 kg (8.8–11.0 lb).^[27]

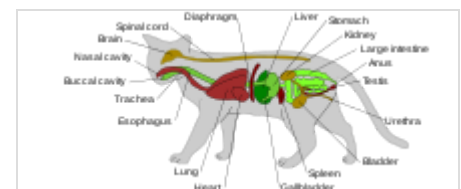


Diagram of the general *anatomy* of a male domestic cat

Skeleton

Cats have seven *cervical vertebrae* (as do most *mammals*); 13 *thoracic vertebrae* (humans have 12); seven *lumbar vertebrae* (humans have five); three *sacral vertebrae* (as do most mammals, but humans have five); and a variable number of *caudal vertebrae* in the tail (humans have only three to five vestigial caudal vertebrae, fused into an internal *coccyx*).^{[49]:11} The extra lumbar and thoracic vertebrae account for the cat's spinal mobility and flexibility. Attached to the spine are 13 ribs, the shoulder, and the *pelvis*.^{[49]:16} Unlike human arms, cat forelimbs are attached to the shoulder by free-floating *clavicle* bones which allow them to pass their body through any space into which they can fit their head.^[50]

Skull

The cat skull is unusual among mammals in having very large *eye sockets* and a powerful specialized jaw.^{[51]:35} Within the jaw, cats have teeth adapted for killing prey and tearing meat. When it overpowers its prey, a cat delivers a lethal neck bite with its two long *canine teeth*, inserting them between two of the prey's *vertebrae* and severing its *spinal cord*, causing irreversible *paralysis* and death.^[52] Compared to other felines, domestic cats have narrowly spaced canine teeth relative to the size of their jaw, which is an adaptation to their preferred prey of small rodents, which have small vertebrae.^[52]



Cat skull

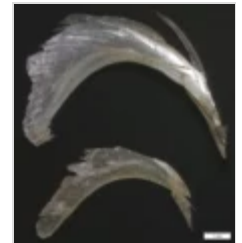
The premolar and first molar together compose the carnassial pair on each side of the mouth, which efficiently shears meat into small pieces, like a pair of scissors. These are vital in feeding, since cats' small molars cannot chew food effectively, and cats are largely incapable of mastication.^{[51]:37} Cats tend to have better teeth than most humans, with decay generally less likely because of a thicker protective layer of enamel, a less damaging saliva, less retention of food particles between teeth, and a diet mostly devoid of sugar. Nonetheless, they are subject to occasional tooth loss and infection.^[53]



A cat with exposed teeth and claws

Claws

Cats have protractible and retractable claws.^[54] In their normal, relaxed position, the claws are sheathed with the skin and fur around the paw's toe pads. This keeps the claws sharp by preventing wear from contact with the ground and allows for the silent stalking of prey. The claws on the forefeet are typically sharper than those on the hindfeet.^[55] Cats can voluntarily extend their claws on one or more paws. They may extend their claws in hunting or self-defense, climbing, kneading, or for extra traction on soft surfaces. Cats shed the outside layer of their claw sheaths when scratching rough surfaces.^[56]



Shed claw sheaths

Most cats have five claws on their front paws and four on their rear paws. The dewclaw is proximal to the other claws. More proximally is a protrusion which appears to be a sixth "finger". This special feature of the front paws on the inside of the wrists has no function in normal walking but is thought to be an antiskidding device used while jumping. Some cat breeds are prone to having extra digits ("polydactyly").^[57] Polydactylous cats occur along North America's northeast coast and in Great Britain.^[58]

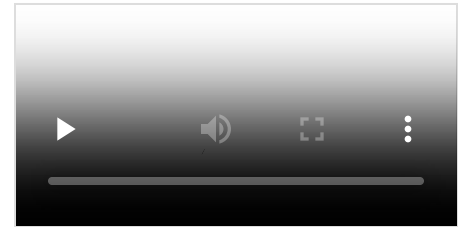
Ambulation

The cat is digitigrade. It walks on the toes, with the bones of the feet making up the lower part of the visible leg.^[59] Unlike most mammals, it uses a "pacing" gait and moves both legs on one side of the body before the legs on the other side. It registers directly by placing each hind paw close to the track of the corresponding fore paw, minimizing noise and visible tracks. This also provides sure footing for hind paws when navigating rough terrain. As it speeds up from walking to trotting, its gait changes to a "diagonal" gait: The diagonally opposite hind and fore legs move simultaneously.^[60]

Balance

Cats are generally fond of sitting in high places or *perching*. A higher place may serve as a concealed site from which to hunt; domestic cats strike prey by pouncing from a perch such as a tree branch. Another possible explanation is that height gives the cat a better observation point, allowing it to survey its territory. A cat falling from heights of up to 3 m (9.8 ft) can right itself and land on its paws.^[61]

During a fall from a high place, a cat reflexively twists its body and rights itself to land on its feet using its acute sense of balance and flexibility. This reflex is known as the cat righting reflex.^[62] A cat always rights itself in the same way during a fall, if it has enough time to do so, which is the case in falls of 90 cm (3.0 ft) or more.^[63] How cats are able to right themselves when falling has been investigated as the "falling cat problem".^[64]



Comparison of cat righting reflexes in gravity and zero gravity

Coats

The cat family (Felidae) can pass down many colors and patterns to their offspring. The domestic cat genes *MC1R* and *ASIP* allow for the variety of colors in coats. The feline *ASIP* gene consists of three coding exons.^[65] Three novel microsatellite markers linked to *ASIP* were isolated from a domestic cat BAC clone containing this gene to perform linkage analysis in 89 domestic cats segregated for melanism. The domestic cat family demonstrated a cosegregation between the *ASIP* allele and coat black coloration.^[66]

Senses

Vision

Cats have excellent night vision and can see at one sixth the light level required for human vision.^{[51]:43} This is partly the result of cat eyes having a tapetum lucidum, which reflects any light that passes through the retina back into the eye, thereby increasing the eye's sensitivity to dim light.^[67] Large pupils are an adaptation to dim light. The domestic cat has slit pupils, which allow it to focus bright light without chromatic aberration.^[68] At low light, a cat's pupils expand to cover most of the exposed surface of its eyes.^[69] The domestic cat has rather poor color vision and only two types of cone cells, optimized for sensitivity to blue and yellowish green; its ability to distinguish between red and green is limited.^[70] A response to middle wavelengths from a system other than the rod cells might be due to a third type of cone. This appears to be an adaptation to low light levels rather than representing true trichromatic vision.^[71] Cats also have a nictitating membrane, allowing them to blink without hindering their vision.



Reflection of camera flash from the tapetum lucidum

Hearing

The domestic cat's hearing is most acute in the range of 500 Hz to 32 kHz.^[72] It can detect an extremely broad range of frequencies ranging from 55 Hz to 79 kHz, whereas humans can only detect frequencies between 20 Hz and 20 kHz. It can hear a range of 10.5 octaves, while humans and dogs can hear ranges of about 9 octaves.^{[73][74]} Its hearing sensitivity is enhanced by its large movable outer ears, the pinnae, which amplify

sounds and help detect the location of a noise. It can detect ultrasound, which enables it to detect ultrasonic calls made by rodent prey.^{[75][76]} Recent research has shown that cats have socio-spatial cognitive abilities to create mental maps of owners' locations based on hearing owners' voices.^[77]

Smell

Cats have an acute sense of smell, due in part to their well-developed olfactory bulb and a large surface of olfactory mucosa, about 5.8 cm² (0.90 in²) in area, which is about twice that of humans.^[78] Cats and many other animals have a Jacobson's organ in their mouths that is used in the behavioral process of flehmening. It allows them to sense certain aromas in a way that humans cannot. Cats are sensitive to pheromones such as 3-mercapto-3-methylbutan-1-ol,^[79] which they use to communicate through urine spraying and marking with scent glands.^[80] Many cats also respond strongly to plants that contain nepetalactone, especially catnip, as they can detect that substance at less than one part per billion.^[81] About 70–80% of cats are affected by nepetalactone.^[82] This response is also produced by other plants, such as silver vine (*Actinidia polygama*) and the herb valerian; it may be caused by the smell of these plants mimicking a pheromone and stimulating cats' social or sexual behaviors.^[83]



A cat's nictitating membrane shown as it blinks

Taste

Cats have relatively few taste buds compared to humans (470 or so versus more than 9,000 on the human tongue).^[84] Domestic and wild cats share a taste receptor gene mutation that keeps their sweet taste buds from binding to sugary molecules, leaving them with no ability to taste sweetness.^[85] They, however, possess taste bud receptors specialized for acids, amino acids like protein, and bitter tastes.^[86] Their taste buds possess the receptors needed to detect umami. However, these receptors contain molecular changes that make cat taste umami different from that of humans. In humans, they detect the amino acids glutamic acid and aspartic acid, but in cats, they instead detect inosine monophosphate and l-Histidine.^[87] These molecules are particularly enriched in tuna.^[87] This has been argued is why cats find tuna so palatable: as put by researchers into cat taste, "the specific combination of the high IMP and free l-Histidine contents of tuna, which produces a strong umami taste synergy that is highly preferred by cats".^[87] One of the researchers in this research has stated, "I think umami is as important for cats as sweet is for humans".^[88]

Cats also have a distinct temperature preference for their food, preferring food with a temperature around 38 °C (100 °F) which is similar to that of a fresh kill; some cats reject cold food (which would signal to the cat that the "prey" item is long dead and therefore possibly toxic or decomposing).^[84]

Whiskers

To aid with navigation and sensation, cats have dozens of movable whiskers (vibrissae) over their body, especially their faces. These provide information on the width of gaps and on the location of objects in the dark, both by touching objects directly and by sensing air currents; they also trigger protective blink reflexes to protect the eyes from damage.^{[51]:47}



The whiskers of a cat are highly sensitive to touch.

Behavior

Outdoor cats are active both day and night, although they tend to be slightly more active at night.^[89] Domestic cats spend the majority of their time in the vicinity of their homes but can range many hundreds of meters from this central point. They establish territories that vary considerably in size, in one study ranging 7–28 ha (17–69 acres).^[90] The timing of cats' activity is quite flexible and varied but being low-light predators, they are generally crepuscular, which means they tend to be more active near dawn and dusk. However, house cats' behavior is also influenced by human activity and they may adapt to their owners' sleeping patterns to some extent.^{[91][92]}



An alert cat at night, with pupils dilated and ears directed at a sound.

Cats conserve energy by sleeping more than most animals, especially as they grow older. The daily duration of sleep varies, usually between 12 and 16 hours, with 13 and 14 being the average. Some cats can sleep as much as 20 hours. The term "cat nap" for a short rest refers to the cat's tendency to fall asleep (lightly) for a brief period. While asleep, cats experience short periods of rapid eye movement sleep often accompanied by muscle twitches, which suggests they are dreaming.^[93]

Sociability

The social behavior of the domestic cat ranges from widely dispersed individuals to feral cat colonies that gather around a food source, based on groups of co-operating females.^{[94][95]} Within such groups, one cat is usually dominant over the others.^[96] Each cat in a colony holds a distinct territory, with sexually active males having the largest territories, which are about 10 times larger than those of female cats and may overlap with several females' territories. These territories are marked by urine spraying, by rubbing objects at head height with secretions from facial glands, and by defecation.^[80] Between these territories are neutral areas where cats watch and greet one another without territorial conflicts. Outside these neutral areas, territory holders usually chase away stranger cats, at first by staring, hissing, and growling, and, if that does not work, by short and violent, noisy attacks. Though, cats do not have a social survival strategy or herd behavior, they always hunt alone.^[97]

Life in proximity to humans and other domestic animals has led to a symbiotic social adaptation in cats, and cats may express great affection toward humans or other animals. Ethologically, a cat's human keeper functions as if a mother surrogate.^[98] Adult cats live their lives in a kind of extended kittenhood, a form of behavioral neoteny. Their high-pitched sounds may mimic the cries of a hungry human infant, making them particularly difficult for humans to ignore.^[99] Some pet cats are poorly socialized. In particular, older cats show aggressiveness toward newly arrived kittens, which include biting and scratching; this type of behavior is known as feline asocial aggression.^[100]

Redirected aggression is a common form of aggression which can occur in multiple cat households. In redirected aggression, there is usually something that agitates the cat: this could be a sight, sound, or another source of stimuli which causes a heightened level of anxiety or arousal. If the cat cannot attack the stimuli, it may direct anger elsewhere by attacking or directing aggression to the nearest cat, dog, human or other being.^{[101][102]}

Domestic cats' scent rubbing behavior toward humans or other cats is thought to be a feline means of social bonding.^[103]

Communication

Domestic cats use many vocalizations for communication, including purring, trilling, hissing, growling/snarling, grunting, and several different forms of meowing.^[104] Their body language, including position of ears and tail, relaxation of the whole body, and kneading of the paws, are all indicators of mood. The tail and ears are particularly important social signal mechanisms in cats. A raised tail indicates a friendly greeting, and flattened ears indicate hostility. Tail-raising also indicates the cat's position in the group's social hierarchy, with dominant individuals raising their tails less often than subordinate ones.^[105] Feral cats are generally silent.^{[106]:208} Nose-to-nose touching is also a common greeting and may be followed by social grooming, which is solicited by one of the cats raising and tilting its head.^[94]

Purring may have developed as an evolutionary advantage as a signaling mechanism of reassurance between mother cats and nursing kittens, who are thought to use it as a care-soliciting signal.^[107] Post-nursing cats also often purr as a sign of contentment: when being petted, becoming relaxed,^{[108][109]} or eating. Even though purring is popularly interpreted as indicative of pleasure, it has been recorded in a wide variety of circumstances, most of which involve physical contact between the cat and another, presumably trusted individual.^[107] Some cats have been observed to purr continuously when chronically ill or in apparent pain.^[110]



A cat sleeping in a shopkeeper's money drawer in Myanmar




Vocalizing domestic cat

The exact mechanism by which cats purr has long been elusive, but it has been proposed that purring is generated via a series of sudden build-ups and releases of pressure as the glottis is opened and closed, which causes the vocal folds to separate forcefully. The laryngeal muscles in control of the glottis are thought to be driven by a neural oscillator which generates a cycle of contraction and release every 30–40 milliseconds (giving a frequency of 33 to 25 Hz).^{[107][111][112]}

Domestic cats observed in a rescue facility have total of 276 distinct facial expressions based on 26 different facial movements; each facial expression corresponds to different social functions that are likely influenced by domestication.^[113]

Grooming

Cats are known for spending considerable amounts of time licking their coats to keep them clean.^{[114][115]} The cat's tongue has backward-facing spines about 500 μm long, which are called papillae. These contain keratin which makes them rigid^[116] so the papillae act like a hairbrush. Some cats, particularly longhaired cats, occasionally regurgitate hairballs of fur that have collected in their stomachs from grooming. These clumps of fur are usually sausage-shaped and about 2–3 cm (0.79–1.18 in) long. Hairballs can be prevented with remedies that ease elimination of the hair through the gut, as well as regular grooming of the coat with a comb or stiff brush.^[114]



The hooked papillae on a cat's tongue act like a hairbrush to help clean and detangle fur

Fighting

Among domestic cats, males are more likely to fight than females.^[117] Among feral cats, the most common reason for cat fighting is competition between two males to mate with a female. In such cases, most fights are won by the heavier male.^[118] Another common reason for fighting in domestic cats is the difficulty of establishing territories within a small home.^[117] Female cats also fight over territory or to defend their kittens. Neutering will decrease or eliminate this behavior in many cases, suggesting that the behavior is linked to sex hormones.^[119]



A domestic cat's arched back, raised fur, and open-mouthed hiss are signs of aggression.

When cats become aggressive, they try to make themselves appear larger and more threatening by raising their fur, arching their backs, turning sideways and hissing or spitting.^[120] Often, the ears are pointed down and back to avoid damage to the inner ear and potentially listen for any changes behind them while focused forward. Cats may also vocalize loudly and bare their teeth in an effort to further intimidate their opponents. Fights usually consist of grappling and delivering slaps to the face and body with the forepaws, as well as bites. Cats also throw themselves to the ground in a defensive posture to rake their opponent's belly with their hind legs.^[121]

Serious damage is rare, as the fights are usually short in duration, with the loser running away with little more than a few scratches to the face and ears. Fights for mating rights are typically more severe and injuries may include deep puncture wounds and lacerations. Normally, serious injuries from fighting are limited to infections of scratches and bites, though these can occasionally kill cats if untreated. In addition, bites are probably the main route of transmission of feline immunodeficiency virus.^[122] Sexually active males are usually involved in many fights during their lives, and often have decidedly battered faces with obvious scars and cuts to their ears and nose.^[123] Cats are willing to threaten animals larger than them to defend their territory, such as dogs and foxes.^[124]

Hunting and feeding

The shape and structure of cats' cheeks is insufficient to allow them to take in liquids using suction. Therefore, when drinking, they lap with the tongue to draw liquid upward into their mouths. Lapping at a rate of four times a second, the cat touches the smooth tip of its tongue to the surface of the water, and quickly retracts it like a corkscrew, drawing water upward.^{[125][126]}

Feral cats and free-fed house cats consume several small meals in a day. The frequency and size of meals varies between individuals. They select food based on its temperature, smell and texture; they dislike chilled foods and respond most strongly to moist foods rich in amino acids, which are similar to meat. Cats reject novel flavors (a response termed neophobia) and learn quickly to avoid foods that have tasted unpleasant in the past.^{[97][127]} It is also a common misconception that cats like milk/cream, as they tend to avoid sweet food and milk. Most adult cats are lactose intolerant; the sugar in milk is not easily digested and may cause soft stools or diarrhea.^[128] Some also develop odd eating habits and like to eat or chew on things like wool, plastic, cables, paper, string, aluminum foil, or even coal. This condition, pica, can threaten their health, depending on the amount and toxicity of the items eaten.^[129]



A domestic cat with its prey, a deermouse

Cats hunt small prey, primarily birds and rodents,^[130] and are often used as a form of pest control.^{[131][132]} Other common small creatures such as lizards and snakes may also become prey.^[133] Cats use two hunting strategies, either stalking prey actively, or waiting in ambush until an animal comes close enough to be captured.^[134] The strategy used depends on the prey species in the area, with cats waiting in ambush outside burrows, but tending to actively stalk birds.^{[135]:153} Domestic cats are a major predator of wildlife in the United States, killing an estimated 1.3 to 4.0 billion birds and 6.3 to 22.3 billion mammals annually.^[136]

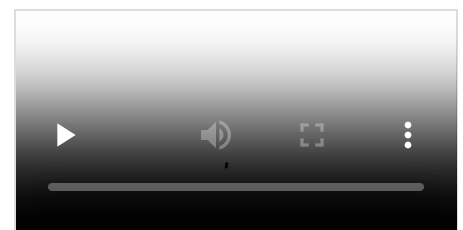
Certain species appear more susceptible than others; in one English village, for example, 30% of house sparrow mortality was linked to the domestic cat.^[137] In the recovery of ringed robins (*Erithacus rubecula*) and dunnocks (*Prunella modularis*) in Britain, 31% of deaths were a result of cat predation.^[138] In parts of North America, the presence of larger carnivores such as coyotes which prey on cats and other small predators reduces the effect of predation by cats and other small predators such as opossums and raccoons on bird numbers and variety.^[139]

Perhaps the best-known element of cats' hunting behavior, which is commonly misunderstood and often appalls cat owners because it looks like torture, is that cats often appear to "play" with prey by releasing and recapturing it. This cat and mouse behavior is due to an instinctive imperative to ensure that the prey is weak enough to be killed without endangering the cat.^[140]

Another poorly understood element of cat hunting behavior is the presentation of prey to human guardians. One explanation is that cats adopt humans into their social group and share excess kill with others in the group according to the dominance hierarchy, in which humans are reacted to as if they are at or near the top.^[141] Another explanation is that they attempt to teach their guardians to hunt or to help their human as if feeding "an elderly cat, or an inept kitten".^[142] This hypothesis is inconsistent with the fact that male cats also bring home prey, despite males having negligible involvement in raising kittens.^{[135]:153}

Play

Domestic cats, especially young kittens, are known for their love of play. This behavior mimics hunting and is important in helping kittens learn to stalk, capture, and kill prey.^[143] Cats also engage in play fighting, with each other and with humans. This behavior may be a way for cats to practice the skills needed for real combat, and might also reduce any fear they associate with launching attacks on other animals.^[144]



Play fight between kittens aged 14 weeks

Cats also tend to play with toys more when they are hungry.^[145]

Owing to the close similarity between play and hunting, cats prefer to play with objects that resemble prey, such as small furry toys that move rapidly, but rapidly lose interest. They become habituated to a toy they have played with before.^[146] String is often used as a toy, but if it is eaten, it can become caught at the base of the cat's tongue and then move into the intestines, a medical emergency which can cause serious illness, even death.^[147] Owing to the risks posed by cats eating string, it is sometimes replaced with a laser pointer's dot, which cats may chase.^[148]

Reproduction

The cat secretes and perceives pheromones.^[149] Female cats, called *queens*, are polyestrous with several estrus cycles during a year, lasting usually 21 days. They are usually ready to mate between early February and August^[150] in northern temperate zones and throughout the year in equatorial regions.^[151]

Several males, called tomcats, are attracted to a female in heat. They fight over her, and the victor wins the right to mate. At first, the female rejects the male, but eventually, the female allows the male to mate. The female utters a loud yowl as the male pulls out of her because a male cat's penis has a band of about 120–150 backward-pointing penile spines, which are about 1 mm (0.039 in) long; upon withdrawal of the penis, the spines may provide the female with increased sexual stimulation, which acts to induce ovulation.^[152]



Radiography of a pregnant cat. The skeletons of two fetuses are visible on the left and right of the uterus.

After mating, the female cleans her vulva thoroughly. If a male attempts to mate with her at this point, the female attacks him. After about 20 to 30 minutes, once the female is finished grooming, the cycle will repeat.^[153] Because ovulation is not always triggered by a single mating, females may not be impregnated by the first male with which they mate.^[154] Furthermore, cats are superfecund; that is, a female may mate with more than one male when she is in heat, with the result that different kittens in a litter may have different fathers.^[153]



When cats mate, the tomcat (male) bites the scruff of the female's neck as she assumes a position conducive to mating known as lordosis behavior.

The morula forms 124 hours after conception. At 148 hours, early blastocysts form. At 10–12 days, implantation occurs.^[155] The gestation of queens lasts between 64 and 67 days, with an average of 65 days.^{[150][156]}

Data on the reproductive capacity of more than 2,300 free-ranging queens were collected during a study between May 1998 and October 2000. They had one to six kittens per litter, with an average of three kittens. They produced a mean of 1.4 litters per year, but a maximum of three litters in a year. Of 169 kittens, 127 died before they were six months old due to a trauma caused in most cases by dog attacks and road accidents.^[157] The first litter is usually smaller than subsequent litters. Kittens are weaned between six and seven weeks of age. Queens normally reach sexual maturity at 5–10 months, and males at 5–7 months. This varies depending on breed.^[153] Kittens reach puberty at the age of 9–10 months.^[150]



A newborn kitten

Cats are ready to go to new homes at about 12 weeks of age, when they are ready to leave their mother.^[158] They can be surgically sterilized (spayed or castrated) as early as seven weeks to limit unwanted reproduction.^[159] This surgery also prevents undesirable sex-related behavior, such as aggression, territory marking (spraying urine) in males and yowling (calling) in females. Traditionally, this surgery was performed at around six to nine months of age, but it is increasingly being performed before puberty, at about three to six months.^[160] In the United States, about 80% of household cats are neutered.^[161]

Lifespan and health

The average lifespan of pet cats has risen in recent decades. In the early 1980s, it was about seven years,^{[162]:33[163]} rising to 9.4 years in 1995^{[162]:33} and an average of about 13 years as of 2014 and 2023.^{[164][165]} Some cats have been reported as surviving into their 30s,^[166] with the oldest known cat dying

at a verified age of 38.^[167]

Neutering increases life expectancy; one study found castrated male cats live twice as long as intact males, while spayed female cats live 62% longer than intact females.^{[162]:35} Having a cat neutered confers some health benefits, such as a greater life expectancy and a decreased incidence of reproductive neoplasia.^[168] However, neutering decreases metabolism^{[169][170][171]} and increases food intake,^{[171][172]} both of which can cause obesity in neutered cats.^[173]

Disease

About 250 heritable genetic disorders have been identified in cats; many are similar to human inborn errors of metabolism.^[174] The high level of similarity among the metabolism of mammals allows many of these feline diseases to be diagnosed using genetic tests that were originally developed for use in humans, as well as the use of cats as animal models in the study of the human diseases.^{[175][176]} Diseases affecting domestic cats include acute infections, parasitic infestations, injuries, and chronic diseases such as kidney disease, thyroid disease, and arthritis. Vaccinations are available for many infectious diseases, as are treatments to eliminate parasites such as worms, ticks, and fleas.^[177]

Ecology

Habitats

The domestic cat is a cosmopolitan species and occurs across much of the world.^[46] It is adaptable and now present on all continents except Antarctica, and on 118 of the 131 main groups of islands, even on the isolated Kerguelen Islands.^{[178][179]} Due to its ability to thrive in almost any terrestrial habitat, it is among the world's most invasive species.^[180] It lives on small islands with no human inhabitants.^[181] Feral cats can live in forests, grasslands, tundra, coastal areas, agricultural land, scrublands, urban areas, and wetlands.^[182]

The unwantedness that leads to the domestic cat being treated as an invasive species is twofold. On one hand, as it is little altered from the wildcat, it can readily interbreed with the wildcat. This hybridization poses a danger to the genetic distinctiveness of some wildcat populations, particularly in Scotland and Hungary, possibly also the Iberian Peninsula, and where protected natural areas are close to human-dominated landscapes, such as Kruger National Park in South Africa.^{[183][43]} However, its introduction to places where no native felines are present also contributes to the decline of native species.^[184]

Ferality

Feral cats are domestic cats that were born in or have reverted to a wild state. They are unfamiliar with and wary of humans and roam freely in urban and rural areas.^[185] The numbers of feral cats is not known, but estimates of the United States feral population range from 25 to 60 million.^[185] Feral cats may live alone, but most are found in large colonies, which occupy a specific territory and are usually associated with a source of food.^[186] Famous feral cat colonies are found in Rome around the Colosseum and Forum Romanum, with cats at some of these sites being fed and given medical attention by volunteers.^[187]

Public attitudes toward feral cats vary widely, from seeing them as free-ranging pets to regarding them as vermin.^[188]

Impact on wildlife

On islands, birds can contribute as much as 60% of a cat's diet.^[189] In nearly all cases, the cat cannot be identified as the sole cause for reducing the numbers of island birds, and in some instances, eradication of cats has caused a "mesopredator release" effect;^[190] where the suppression of top carnivores creates an abundance of smaller predators that cause a severe decline in their shared prey. Domestic cats are a contributing factor to the decline of many species, a factor that has ultimately led, in some cases, to extinction. The South Island piopio, Chatham rail,^[138] and the New Zealand merganser^[191] are a few from a long list, with the most extreme case being the flightless Lyll's wren, which was driven to extinction only a few years after its discovery.^{[192][193]} One feral cat in New Zealand killed 102 New Zealand lesser short-tailed bats in seven days.^[194] In the United States, feral and free-ranging domestic cats kill an estimated 6.3–22.3 billion mammals annually.^[136]



Feral farm cat

In Australia one study found feral cats to kill 466 million reptiles per year. More than 258 reptile species were identified as being preyed on by cats.^[195] Cats have contributed to the extinction of the Navassa curly-tailed lizard and Chioninia coctei.^[184]

Interaction with humans



A cat lying on a man's lap

Cats are common pets throughout the world, and their worldwide population as of 2007 exceeded 500 million.^[196] As of 2017, the domestic cat was the second most popular pet in the United States, with 95.6 million cats owned^{[197][198]} and around 42 million households owning at least one cat.^[199] In the United Kingdom, 26% of adults have a cat, with an estimated population of 10.9 million pet cats as of 2020.^[200] As of 2021, there were an estimated 220 million owned and 480 million stray cats in the world.^[201]

Cats have been used for millennia to control rodents, notably around grain stores and aboard ships, and both uses extend to the present day.^{[202][203]}

Cats are also used in the international fur trade^[204] and leather industries for making coats, hats, blankets, stuffed toys,^[205] shoes, gloves, and musical instruments.^[206] About 24 cats are needed to make a cat-fur

coat.^[207] This use has been outlawed in the United States since 2000 and in the European Union (as well as the United Kingdom) since 2007.^[208]

Cat pelts have been used for superstitious purposes as part of the practice of witchcraft,^[209] and they are still made into blankets in Switzerland as traditional medicines thought to cure rheumatism.^[210]

A few attempts to build a cat census have been made over the years, both through associations or national and international organizations (such as that of the Canadian Federation of Humane Societies^[211]) and over the Internet.^{[212][213]} General estimates for the global population of domestic cats range widely from anywhere between 200 million to 600 million.^{[214][215][216][217][218]} Walter Chandoha made his career photographing cats after his 1949 images of *Loco*, a stray cat, were published. He is reported to have photographed 90,000 cats during his career and maintained an archive of 225,000 images that he drew from for publications during his lifetime.^[219]



A man holding a calico cat

Pet humanization is a form of anthropomorphism in which cats are kept for companionship and treated more like human family members than traditional pets.^[220] This trend of pet culture involves providing cats with a higher level of care, attention and often even luxury, similar to the way humans are treated.^[221] It involves attributing human-like qualities, emotions and needs to cats and providing them with care, attention and comforts similar to those given to human family members.

Shows

A cat show is a judged event in which the owners of cats compete to win titles in various cat-registering organizations by entering their cats to be judged after a breed standard.^[222] It is often required that a cat must be healthy and vaccinated in order to participate in a cat show.^[222] Both pedigreed and non-purebred companion ("moggy") cats are admissible, although the rules differ depending on the organization. Competing cats are compared to the applicable breed standard, and assessed for temperament.^[222]

Infection

Cats can be infected or infested with viruses, bacteria, fungus, protozoans, arthropods or worms that can transmit diseases to humans.^[223] In some cases, the cat exhibits no symptoms of the disease.^[224] The same disease can then become evident in a human.^[225] The likelihood that a person will become diseased depends on the age and immune status of the person. Humans who have cats living in their home or in close association are more likely to become infected. Others might also acquire infections from cat feces and parasites exiting the cat's body.^{[223][226]} Some of the infections of most concern include salmonella, cat-scratch disease and toxoplasmosis.^[224]

History and mythology

In ancient Egypt, cats were revered, and the goddess Bastet often depicted in cat form, sometimes taking on the war-like aspect of a lioness. The Greek historian Herodotus reported that killing a cat was forbidden, and when a household cat died, the entire family mourned and shaved their eyebrows. Families took their dead cats to the sacred city of Bubastis, where they were embalmed and buried in sacred repositories. Herodotus expressed astonishment at the domestic cats in Egypt, because he had only ever seen wildcats.^[227]

Ancient Greeks and Romans kept weasels as pets, which were seen as the ideal rodent-killers. The earliest unmistakable evidence of the Greeks having domestic cats comes from two coins from Magna Graecia dating to the mid-fifth century BC showing Iokastos and Phalanthos, the legendary founders of Rhegion and Taras respectively, playing with their pet cats. The usual ancient Greek word for 'cat' was *ailouros*, meaning 'thing with the waving tail'. Cats are rarely mentioned in ancient Greek literature. Aristotle remarked in his *History of Animals* that "female cats are naturally lecherous." The Greeks later syncretized their own goddess Artemis with the Egyptian goddess Bastet, adopting Bastet's associations with cats and ascribing them to Artemis. In Ovid's Metamorphoses, when the deities flee to Egypt and take animal forms, the goddess Diana turns into a cat.^{[228][229]}

Cats eventually displaced weasels as the pest control of choice because they were more pleasant to have around the house and were more enthusiastic hunters of mice. During the Middle Ages, many of Artemis's associations with cats were grafted onto the Virgin Mary. Cats are often shown in icons of Annunciation and of the Holy Family and, according to Italian folklore, on the same night that Mary gave birth to Jesus, a cat in Bethlehem gave birth to a kitten.^[230] Domestic cats were spread throughout much of the rest of the world during the Age of Discovery, as ships' cats were carried on sailing ships to control shipboard rodents and as good-luck charms.^[36]


Several ancient religions believed cats are exalted souls, companions or guides for humans, that are all-knowing but mute so they cannot influence decisions made by humans. In Japan, the *maneki neko* cat is a symbol of good fortune.^[231] In Norse mythology, Freyja, the goddess of love, beauty, and fertility, is depicted as riding a chariot drawn by cats.^[232] In Jewish legend, the first cat was living in the house of the first man Adam as a pet that got rid of mice. The cat was once partnering with the first dog before the latter broke an oath they had made which resulted in enmity between the descendants of these two animals. It is also written that neither cats nor foxes are represented in the water, while every other animal has an incarnation species in the water.^[233] Although no species are sacred in Islam, cats are revered by Muslims. Some Western writers have stated Muhammad had a favorite cat, *Muezza*.^[234] He is reported to have loved cats so much, "he would do without his cloak rather than disturb one that was sleeping on it".^[235] The story has no origin in early Muslim writers, and seems to confuse a story of a later Sufi saint, Ahmed ar-Rifa'i, centuries after Muhammad.^[236] One of the companions of Muhammad was known as Abu Hurayrah ("father of the kitten"), in reference to his documented affection to cats.^[237]




The ancient Egyptians mummified dead cats out of respect in the same way that they mummified people^[238]



Ancient Roman mosaic of a cat killing a partridge from the House of the Faun in Pompeii



A 19th-century drawing of a tabby cat



Some cultures are superstitious about black cats, ascribing either good or bad luck to them.

Superstitions and rituals

Many cultures have negative superstitions about cats. An example would be the belief that encountering a black cat ("crossing one's path") leads to bad luck, or that cats are witches' familiars used to augment a witch's powers and skills. The killing of cats in Medieval Ypres, Belgium, is commemorated in the innocuous present-day Kattenstoet (cat parade).^[239] In mid-16th century France, cats would allegedly be burnt alive as a form of entertainment, particularly during midsummer festivals. According to Norman Davies, the assembled people "shrieked with laughter as the animals, howling with pain, were singed, roasted, and finally carbonized".^[240] The remaining ashes were sometimes taken back home by the people for good luck.^[241]

According to a myth in many cultures, cats have multiple lives. In many countries, they are believed to have nine lives, but in Italy, Germany, Greece, Brazil and some Spanish-speaking regions, they are said to have seven lives,^{[242][243]} while in Arabic traditions, the number of lives is six.^[244] An early mention of the myth can be found in John Heywood's *The Proverbs of John Heywood* (1546):^[245]

Husband, (quoth she), ye studie, be merrie now,
And even as ye thinke now, so come to yow.
Nay not so, (quoth he), for my thought to tell right,
I thinke how you lay groning, wife, all last night.

Husband, *a groning horse and a groning wife*
Never faile their master, (quoth she), for my life.
No wife, *a woman hath nine lives like a cat*.

The myth is attributed to the natural suppleness and swiftness cats exhibit to escape life-threatening situations.^[246] Also lending credence to this myth is the fact that falling cats often land on their feet, using an instinctive righting reflex to twist their bodies around. Nonetheless, cats can still be injured or killed by a high fall.^[247]

See also



Cats portal



Mammals portal



Animals portal

- Aging in cats
- Ailurophobia
- Animal testing on cats
- Animal track
- Cancer in cats
- Cat bite
- Cat café
- Cat collar
- Cat fancy
- Cat lady
- Cat food
- Cat meat
- Cat repeller
- Cats and the Internet
- Cats in Australia
- Cats in New Zealand
- Cats in the United States
- Cat–dog relationship
- Dried cat
- List of cat breeds
- List of cat documentaries, television series and cartoons
- List of individual cats
- List of fictional felines
- List of feline diseases
- Perlorian
- Pet door
- Pet first aid

- Popular cat names

Notes

- a. Driscoll, Macdonald & O'Brien 2009 did not conclude a date for genetic divergence, noting from archaeological evidence that "the broadest range of dates for domestication to be from 11,000 to 4,000 B.P."

References

1. Linnaeus, C. (1758). "Felis Catus" (<https://archive.org/details/mobot31753000798865/page/42>). *Systema naturae per regna tria naturae: secundum classes, ordines, genera, species, cum characteribus, differentiis, synonymis, locis* (in Latin). Vol. 1 (10th reformed ed.). Holmiae: Laurentii Salvii. p. 42.
2. Wozencraft, W. C. (2005). "Species *Felis catus*" (<http://www.departments.bucknell.edu/biology/resources/msw3/browse.asp?id=14000031>). In Wilson, D. E.; Reeder, D. M. (eds.). *Mammal Species of the World: A Taxonomic and Geographic Reference* (<http://www.google.com/books?id=JgAMbNST8ikC&pg=PA534-535>) (3rd ed.). Johns Hopkins University Press. pp. 534–535. ISBN 978-0-8018-8221-0. OCLC 62265494 (<https://www.worldcat.org/oclc/62265494>).
3. Erxleben, J. C. P. (1777). "Felis Catus domesticus" (<https://archive.org/details/iochristpolycerx00erxl/page/520>). *Systema regni animalis per classes, ordines, genera, species, varietates cvm synonymia et historia animalivm. Classis I. Mammalia*. Lipsiae: Weygandt. pp. 520–521.
4. McKnight, G. H. (1923). "Words and Archaeology" (<https://archive.org/details/englishwordstheio0mckn/page/300>). *English Words and Their Background*. New York, London: D. Appleton and Company. pp. 293–311.
5. Pictet, A. (1859). *Les origines indo-européennes ou les Aryas primitifs : essai de paléontologie linguistique* (in French). Vol. 1. Paris: Joël Cherbuliez. p. 381.
6. Keller, O. (1909). *Die antike Tierwelt* (in German). Vol. Säugetiere. Leipzig: Walther von Wartburg. p. 75.
7. Huehnergard, J. (2008). "Qitta: Arabic Cats" (https://books.google.com/books?id=n1_qqgNTsX8C&pg=PA407). In Gruendler, B.; Cooperson, M. (eds.). *Classical Arabic Humanities in Their Own Terms: Festschrift for Wolfhart Heinrichs on his 65th Birthday*. Leiden, Boston: Brill. pp. 407–418. ISBN 9789004165731. Archived (https://web.archive.org/web/20210331062414/https://books.google.com/books?id=n1_qqgNTsX8C&pg=PA407) from the original on 31 March 2021. Retrieved 25 October 2020.
8. Kroonen, G. (2013). *Etymological Dictionary of Proto-Germanic*. Leiden, Netherlands: Brill Publishers. p. 281f. ISBN 9789004183407.
9. "Puss" (<http://www.oed.com/view/Entry/155147#eid27609702>). *The Oxford English Dictionary*. Oxford University Press. Archived (<https://web.archive.org/web/20150903215025/http://www.oed.com/view/Entry/155147#eid27609702>) from the original on 3 September 2015. Retrieved 1 October 2012.
10. "puss". *Webster's Encyclopedic Unabridged Dictionary of the English Language*. New York: Gramercy (Random House). 1996. p. 1571.
11. "tom cat, tom-cat" (<http://www.oed.com/view/Entry/203100#eid18281825>). *The Oxford English Dictionary*. Oxford University Press. Retrieved 1 October 2012.

12. "gib, n.2" (<http://www.oed.com/view/Entry/78103?rskey=Z7UU0G&result=1&isAdvanced=false#eid>). *The Oxford English Dictionary*. Archived (<https://web.archive.org/web/20180918111545/http://www.oed.com/view/Entry/78103?rskey=Z7UU0G&result=1&isAdvanced=false#eid>) from the original on 18 September 2018. Retrieved 1 October 2012.
13. "queen cat" (<http://www.oed.com/view/Entry/156212?rskey=c2khr1&result=1&isAdvanced=false#eid27437294>). *The Oxford English Dictionary*. Archived (<https://web.archive.org/web/20150903215025/http://www.oed.com/view/Entry/156212?rskey=c2khr1&result=1&isAdvanced=false#eid27437294>) from the original on 3 September 2015. Retrieved 1 October 2012.
14. Turner, Pam (23 November 2020). "What Are Spayed Female Cats Called?" (<https://www.catwiki.com/faqs/what-are-female-cats-called/>). *Cat Wiki*. Archived (<https://web.archive.org/web/20220413211102/https://www.catwiki.com/faqs/what-are-female-cats-called/>) from the original on 13 April 2022. Retrieved 12 April 2022.
15. "catling" (<http://www.oed.com/view/Entry/28995?redirectedFrom=catling#eid>). *The Oxford English Dictionary*. Archived (<https://web.archive.org/web/20150903215025/http://www.oed.com/view/Entry/28995?redirectedFrom=catling#eid>) from the original on 3 September 2015. Retrieved 1 October 2012.
16. "What do you call a group of ...?" (<https://web.archive.org/web/20121012112007/http://oxforddictionaries.com/words/what-do-you-call-a-group-of>). *Oxford Dictionaries Online*. Oxford University Press. Archived from the original (<http://oxforddictionaries.com/words/what-do-you-call-a-group-of>) on 12 October 2012. Retrieved 1 October 2012.
17. Satunin, C. (1904). "The Black Wild Cat of Transcaucasia" (<https://archive.org/details/proceedingsofzoo19042zool>). *Proceedings of the Zoological Society of London*. II: 162 (<https://archive.org/details/proceedingsofzoo19042zool/page/162>)–163.
18. Bukhnikashvili, A.; Yevlampiev, I. (eds.). *Catalogue of the Specimens of Caucasian Large Mammalian Fauna in the Collection* (http://caucasian-large-mammalian.narod.ru/catalogue_english.pdf) (PDF). Tbilisi: National Museum of Georgia. Archived (https://web.archive.org/web/20160304073023/http://caucasian-large-mammalian.narod.ru/catalogue_english.pdf) (PDF) from the original on 4 March 2016. Retrieved 19 January 2019.
19. "Opinion 2027" (<https://archive.org/details/bulletinofzoolog602003int/page/81>). *Bulletin of Zoological Nomenclature*. **60**. International Commission on Zoological Nomenclature: 81–82. 2003.
20. Gentry, A.; Clutton-Brock, J.; Groves, C. P. (2004). "The naming of wild animal species and their domestic derivatives" (http://www.rhinosourcecenter.com/pdf_files/129/1297897712.pdf) (PDF). *Journal of Archaeological Science*. **31** (5): 645–651. Bibcode:2004JArSc..31..645G (<https://ui.adsabs.harvard.edu/abs/2004JArSc..31..645G>). doi:10.1016/j.jas.2003.10.006 (<https://doi.org/10.1016%2Fj.jas.2003.10.006>). Archived (https://web.archive.org/web/20160304052316/http://www.rhinosourcecenter.com/pdf_files/129/1297897712.pdf) (PDF) from the original on 4 March 2016. Retrieved 19 January 2019.
21. Driscoll, C. A.; Macdonald, D. W.; O'Brien, S. J. (2009). "In the Light of Evolution III: Two Centuries of Darwin Sackler Colloquium: From Wild Animals to Domestic Pets – An Evolutionary View of Domestication" (<https://www.ncbi.nlm.nih.gov/pmc/articles/PMC2702791>). *Proceedings of the National Academy of Sciences of the United States of America*. **106** (S1): 9971–9978. Bibcode:2009PNAS..106.9971D (<https://ui.adsabs.harvard.edu/abs/2009PNAS..106.9971D>). doi:10.1073/pnas.0901586106 (<https://doi.org/10.1073%2Fpnas.0901586106>). PMC 2702791 (<https://www.ncbi.nlm.nih.gov/pmc/articles/PMC2702791>). PMID 19528637 (<https://pubmed.ncbi.nlm.nih.gov/19528637>).

22. Wozencraft, W. C. (2005). "*Species Felis silvestris*" (<http://www.departments.bucknell.edu/biology/resources/msw3/browse.asp?id=14000057>). In Wilson, D. E.; Reeder, D. M. (eds.). *Mammal Species of the World: A Taxonomic and Geographic Reference* (<http://www.google.com/books?id=JgAMbNSt8ikC&pg=PA536-537>) (3rd ed.). Johns Hopkins University Press. pp. 536–537. ISBN 978-0-8018-8221-0. OCLC 62265494 (<https://www.worldcat.org/oclc/62265494>).
23. Kitchener, A. C.; Breitenmoser-Würsten, C.; Eizirik, E.; Gentry, A.; Werdelin, L.; Wilting, A.; Yamaguchi, N.; Abramov, A. V.; Christiansen, P.; Driscoll, C.; Duckworth, J. W.; Johnson, W.; Luo, S.-J.; Meijaard, E.; O'Donoghue, P.; Sanderson, J.; Seymour, K.; Bruford, M.; Groves, C.; Hoffmann, M.; Nowell, K.; Timmons, Z.; Tobe, S. (2017). "A revised taxonomy of the Felidae: The final report of the Cat Classification Task Force of the IUCN Cat Specialist Group" (https://repository.si.edu/bitstream/handle/10088/32616/A_revised_Felidae_Taxonomy_CatNews.pdf?sequence=1&isAllowed=y) (PDF). *Cat News*. Special Issue 11: 21. Archived (https://web.archive.org/web/20200117172708/https://repository.si.edu/bitstream/handle/10088/32616/A_revised_Felidae_Taxonomy_CatNews.pdf?sequence=1&isAllowed=y) (PDF) from the original on 17 January 2020. Retrieved 21 December 2018.
24. Johnson, W. E.; O'Brien, S. J. (1997). "Phylogenetic Reconstruction of the Felidae Using 16S rRNA and NADH-5 Mitochondrial Genes" (<https://zenodo.org/record/1232587>). *Journal of Molecular Evolution*. **44** (S1): S98–S116. Bibcode:1997JMolE..44S..98J (<https://ui.adsabs.harvard.edu/abs/1997JMolE..44S..98J>). doi:10.1007/PL00000060 (<https://doi.org/10.1007%2FPL00000060>). PMID 9071018 (<https://pubmed.ncbi.nlm.nih.gov/9071018>). S2CID 40185850 (<https://api.semanticscholar.org/CorpusID:40185850>). Archived (<https://web.archive.org/web/20201004075723/https://zenodo.org/record/1232587>) from the original on 4 October 2020. Retrieved 1 October 2018.
25. Johnson, W. E.; Eizirik, E.; Pecon-Slattery, J.; Murphy, W. J.; Antunes, A.; Teeling, E.; O'Brien, S. J. (2006). "The late Miocene radiation of modern Felidae: A genetic assessment" (<https://zenodo.org/record/1230866>). *Science*. **311** (5757): 73–77. Bibcode:2006Sci...311...73J (<https://ui.adsabs.harvard.edu/abs/2006Sci...311...73J>). doi:10.1126/science.1122277 (<https://doi.org/10.1126%2Fscience.1122277>). PMID 16400146 (<https://pubmed.ncbi.nlm.nih.gov/16400146>). S2CID 41672825 (<https://api.semanticscholar.org/CorpusID:41672825>). Archived (<https://web.archive.org/web/20201004075725/https://zenodo.org/record/1230866>) from the original on 4 October 2020. Retrieved 1 October 2018.
26. Li, G.; Davis, B. W.; Eizirik, E. & Murphy, W. J. (2016). "Phylogenomic evidence for ancient hybridization in the genomes of living cats (Felidae)" (<https://www.ncbi.nlm.nih.gov/pmc/articles/PMC4691742>). *Genome Research*. **26** (1): 1–11. doi:10.1101/gr.186668.114 (<https://doi.org/10.1101%2Fgr.186668.114>). PMC 4691742 (<https://www.ncbi.nlm.nih.gov/pmc/articles/PMC4691742>). PMID 26518481 (<https://pubmed.ncbi.nlm.nih.gov/26518481>).
27. Mattern, M.Y.; McLennan, D.A. (2000). "Phylogeny and speciation of Felids" (<https://doi.org/10.1111%2Fj.1096-0031.2000.tb00354.x>). *Cladistics*. **16** (2): 232–253. doi:10.1111/j.1096-0031.2000.tb00354.x (<https://doi.org/10.1111%2Fj.1096-0031.2000.tb00354.x>). PMID 34902955 (<https://pubmed.ncbi.nlm.nih.gov/34902955>). S2CID 85043293 (<https://api.semanticscholar.org/CorpusID:85043293>).
28. Nie, W.; Wang, J.; O'Brien, P. C. (2002). "The genome phylogeny of domestic cat, red panda and five Mustelid species revealed by comparative chromosome painting and G-banding". *Chromosome Research*. **10** (3): 209–222. doi:10.1023/A:1015292005631 (<https://doi.org/10.1023%2FA%3A1015292005631>). PMID 12067210 (<https://pubmed.ncbi.nlm.nih.gov/12067210>). S2CID 9660694 (<https://api.semanticscholar.org/CorpusID:9660694>).

29. Pontius, J. U.; Mullikin, J. C.; Smith, D. R.; Agencourt Sequencing Team; et al. (NISC Comparative Sequencing Program) (2007). "Initial sequence and comparative analysis of the cat genome" (<https://www.ncbi.nlm.nih.gov/pmc/articles/PMC2045150>). *Genome Research*. **17** (11): 1675–1689. doi:10.1101/gr.6380007 (<https://doi.org/10.1101%2Fgr.6380007>). PMC 2045150 (<https://www.ncbi.nlm.nih.gov/pmc/articles/PMC2045150>). PMID 17975172 (<https://pubmed.ncbi.nlm.nih.gov/17975172>).
30. Driscoll, C. A.; Menotti-Raymond, M.; Roca, A. L.; Hupe, K.; Johnson, W. E.; Geffen, E.; Harley, E. H.; Delibes, M.; Pontier, D.; Kitchener, A. C.; Yamaguchi, N.; O'Brien, S. J.; Macdonald, D. W. (2007). "The Near Eastern Origin of Cat Domestication" (<https://www.ncbi.nlm.nih.gov/pmc/articles/PMC5612713>). *Science*. **317** (5837): 519–523. Bibcode:2007Sci...317..519D (<https://ui.adsabs.harvard.edu/abs/2007Sci...317..519D>). doi:10.1126/science.1139518 (<https://doi.org/10.1126%2Fscience.1139518>). OCLC 808298830 (<https://www.worldcat.org/oclc/808298830>). PMC 5612713 (<https://www.ncbi.nlm.nih.gov/pmc/articles/PMC5612713>). PMID 17600185 (<https://pubmed.ncbi.nlm.nih.gov/17600185>).
31. Langton, N.; Langton, M. B. (1940). *The Cat in ancient Egypt, illustrated from the collection of cat and other Egyptian figures formed*. Cambridge University Press.
32. Malek, J. (1997). *The Cat in Ancient Egypt* (Revised ed.). Philadelphia: University of Pennsylvania Press.
33. Vigne, J. D.; Guilaine, J.; Debue, K.; Haye, L.; Gérard, P. (2004). "Early taming of the cat in Cyprus". *Science*. **304** (5668): 259. doi:10.1126/science.1095335 (<https://doi.org/10.1126%2Fscience.1095335>). PMID 15073370 (<https://pubmed.ncbi.nlm.nih.gov/15073370>). S2CID 28294367 (<https://api.semanticscholar.org/CorpusID:28294367>).
34. Driscoll, C. A.; Clutton-Brock, J.; Kitchener, A. C.; O'Brien, S. J. (2009). "The taming of the cat" (<https://www.ncbi.nlm.nih.gov/pmc/articles/PMC5790555>). *Scientific American*. **300** (6): 68–75. Bibcode:2009SciAm.300f..68D (<https://ui.adsabs.harvard.edu/abs/2009SciAm.300f..68D>). doi:10.1038/scientificamerican0609-68 (<https://doi.org/10.1038%2Fscientificamerican0609-68>) (inactive 31 January 2024). PMC 5790555 (<https://www.ncbi.nlm.nih.gov/pmc/articles/PMC5790555>). PMID 19485091 (<https://pubmed.ncbi.nlm.nih.gov/19485091>).
35. Ottoni, C.; van Neer, W.; de Cupere, B.; Daligault, J.; Guimaraes, S.; Peters, J.; et al. (2017). "The palaeogenetics of cat dispersal in the ancient world" ([https://research.rug.nl/en/publications/the-paleogenetics-of-cat-dispersal-in-the-ancient-world\(04942e78-fa48-4700-ad97-29fcd9077a1\).html](https://research.rug.nl/en/publications/the-paleogenetics-of-cat-dispersal-in-the-ancient-world(04942e78-fa48-4700-ad97-29fcd9077a1).html)). *Nature Ecology & Evolution*. **1** (7): 0139. Bibcode:2017NatEE...1..139O (<https://ui.adsabs.harvard.edu/abs/2017NatEE...1..139O>). doi:10.1038/s41559-017-0139 (<https://doi.org/10.1038%2Fs41559-017-0139>). ISSN 2397-334X (<https://www.worldcat.org/issn/2397-334X>). S2CID 44041769 (<https://api.semanticscholar.org/CorpusID:44041769>). Archived (<https://web.archive.org/web/20220307214831/https://research.rug.nl/en/publications/the-paleogenetics-of-cat-dispersal-in-the-ancient-world>) from the original on 7 March 2022. Retrieved 18 October 2021.
36. Faure, E.; Kitchener, A. C. (2009). "An archaeological and historical review of the relationships between Felids and people". *Anthrozoös*. **22** (3): 221–238. doi:10.2752/175303709X457577 (<https://doi.org/10.2752%2F175303709X457577>). S2CID 84308532 (<https://api.semanticscholar.org/CorpusID:84308532>).
37. Vigne, J.-D. (1992). "Zooarchaeology and the biogeographical history of the mammals of Corsica and Sardinia since the last ice age". *Mammal Review*. **22** (2): 87–96. doi:10.1111/j.1365-2907.1992.tb00124.x (<https://doi.org/10.1111%2Fj.1365-2907.1992.tb00124.x>).

38. Ragni, B.; Possenti, M.; Sforzi, A.; Zavalloni, D.; Ciani, F. (1994). "The wildcat in central-northern Italian peninsula: a biogeographical dilemma" (<https://cloudfront.escholarship.org/dist/prd/content/qt1dz6x5xf/qt1dz6x5xf.pdf>) (PDF). *Biogeographia*. **17** (1). doi:10.21426/B617110417 (<https://doi.org/10.21426%2FB617110417>). Archived (<https://web.archive.org/web/20180726121432/https://cloudfront.escholarship.org/dist/prd/content/qt1dz6x5xf/qt1dz6x5xf.pdf>) (PDF) from the original on 26 July 2018. Retrieved 29 August 2019.
39. Vigne, J.-D.; Evin, A.; Cucchi, T.; Dai, L.; Yu, C.; Hu, S.; Soulages, N.; Wang, W.; Sun, Z. (2016). "Earliest 'domestic' cats in China identified as leopard cat (*Prionailurus bengalensis*)" (<https://www.ncbi.nlm.nih.gov/pmc/articles/PMC4723238>). *PLOS ONE*. **11** (1): e0147295. Bibcode:2016PLoSO..1147295V (<https://ui.adsabs.harvard.edu/abs/2016PLoSO..1147295V>). doi:10.1371/journal.pone.0147295 (<https://doi.org/10.1371%2Fjournal.pone.0147295>). PMC 4723238 (<https://www.ncbi.nlm.nih.gov/pmc/articles/PMC4723238>). PMID 26799955 (<https://pubmed.ncbi.nlm.nih.gov/26799955>).
40. Cameron-Beaumont, C.; Lowe, S. E.; Bradshaw, J. W. S. (2002). "Evidence suggesting pre-adaptation to domestication throughout the small Felidae" (<https://www.gwern.net/docs/catnip/2002-cameronbeaumont.pdf>) (PDF). *Biological Journal of the Linnean Society*. **75** (3): 361–366. doi:10.1046/j.1095-8312.2002.00028.x (<https://doi.org/10.1046%2Fj.1095-8312.2002.00028.x>). Archived (<https://web.archive.org/web/20191010072239/https://www.gwern.net/docs/catnip/2002-cameronbeaumont.pdf>) (PDF) from the original on 10 October 2019. Retrieved 10 October 2019.
41. Bradshaw, J. W. S.; Horsfield, G. F.; Allen, J. A.; Robinson, I. H. (1999). "Feral cats: Their role in the population dynamics of *Felis catus*" (<https://web.archive.org/web/20190130202509/https://www.gwern.net/docs/catnip/1999-bradshaw.pdf>) (PDF). *Applied Animal Behaviour Science*. **65** (3): 273–283. doi:10.1016/S0168-1591(99)00086-6 (<https://doi.org/10.1016%2FS0168-1591%2899%2900086-6>). Archived from the original (<https://www.gwern.net/docs/catnip/1999-bradshaw.pdf>) (PDF) on 30 January 2019.
42. Kitchener, C.; Easterbee, N. (1992). "The taxonomic status of black wild felids in Scotland". *Journal of Zoology*. **227** (2): 342–346. doi:10.1111/j.1469-7998.1992.tb04832.x (<https://doi.org/10.1111%2Fj.1469-7998.1992.tb04832.x>).
43. Oliveira, R.; Godinho, R.; Randi, E.; Alves, P. C. (2008). "Hybridization Versus Conservation: Are Domestic Cats Threatening the Genetic Integrity of Wildcats (*Felis silvestris silvestris*) in Iberian Peninsula?" (<https://www.ncbi.nlm.nih.gov/pmc/articles/PMC2606743>). *Philosophical Transactions of the Royal Society of London. Series B, Biological Sciences*. **363** (1505): 2953–2961. doi:10.1098/rstb.2008.0052 (<https://doi.org/10.1098%2Frstb.2008.0052>). PMC 2606743 (<https://www.ncbi.nlm.nih.gov/pmc/articles/PMC2606743>). PMID 18522917 (<https://pubmed.ncbi.nlm.nih.gov/18522917>).
44. Wastlhuber, J. (1991). "History of domestic cats and cat breeds". In Pedersen, N. C. (ed.). *Feline Husbandry: Diseases and management in the multiple-cat environment*. Goleta: American Veterinary Publications. pp. 1–59. ISBN 9780939674299.
45. Montague, M. J.; Li, G.; Gandolfi, B.; Khan, R.; Aken, B. L.; Searle, S. M.; Minx, P.; Hillier, L. W.; Koboldt, D. C.; Davis, B. W.; Driscoll, C. A. (2014). "Comparative analysis of the domestic cat genome reveals genetic signatures underlying feline biology and domestication" (<https://www.ncbi.nlm.nih.gov/pmc/articles/PMC4260561>). *Proceedings of the National Academy of Sciences*. **111** (48): 17230–17235. Bibcode:2014PNAS..11117230M (<https://ui.adsabs.harvard.edu/abs/2014PNAS..11117230M>). doi:10.1073/pnas.1410083111 (<https://doi.org/10.1073%2Fpnas.1410083111>). PMC 4260561 (<https://www.ncbi.nlm.nih.gov/pmc/articles/PMC4260561>). PMID 25385592 (<https://pubmed.ncbi.nlm.nih.gov/25385592>).

46. Lipinski, M.J.; Froenicke, L.; Baysac, K. C.; Billings, N. C.; Leutenegger, C. M.; Levy, A. M.; Longeri, M.; Niini, T.; Ozpinar, H.; Slater, M.R.; Pedersen, N. C.; Lyons, L. A. (2008). "The ascent of cat breeds: Genetic evaluations of breeds and worldwide random-bred populations" (<https://www.ncbi.nlm.nih.gov/pmc/articles/PMC2267438>). *Genomics*. **91** (1): 12–21. doi:10.1016/j.ygeno.2007.10.009 (<https://doi.org/10.1016%2Fj.ygeno.2007.10.009>). PMC 2267438 (<https://www.ncbi.nlm.nih.gov/pmc/articles/PMC2267438>). PMID 18060738 (<https://pubmed.ncbi.nlm.nih.gov/18060738>).
47. O'Connor, T. P. (2007). "Wild or domestic? Biometric variation in the cat *Felis silvestris*" (http://eprints.whiterose.ac.uk/3700/1/OConnor_Cats-IJOA-submitted.pdf) (PDF). *International Journal of Osteoarchaeology*. **17** (6): 581–595. doi:10.1002/oa.913 (<https://doi.org/10.1002%2Foa.913>). Archived (https://web.archive.org/web/20190121010849/http://eprints.whiterose.ac.uk/3700/1/OConnor_Cats-IJOA-submitted.pdf) (PDF) from the original on 21 January 2019. Retrieved 20 January 2019.
48. Sunquist, M.; Sunquist, F. (2002). "Domestic cat" (<https://books.google.com/books?id=hFbJWMh9-OAC&pg=PA99>). *Wild Cats of the World* (<https://archive.org/details/wildcatsofworld00sunnq/page/99>). University of Chicago Press. pp. 99–112 (<https://archive.org/details/wildcatsofworld00sunnq/page/99>). ISBN 9780226779997.
49. Walker, W.F. (1982). *Study of the Cat with Reference to Human Beings* (4th revised ed.). Thomson Learning/Cengage. ISBN 9780030579141.
50. Gillis, R., ed. (2002). "Cat Skeleton" (https://web.archive.org/web/20061206105542/http://bioweb.uwlax.edu/zoolab/Table_of_Contents/Lab-9b/Cat_Skeleton_1/cat_skeleton_1.htm). *Zoolab*. La Crosse: University of Wisconsin Press. Archived from the original (http://bioweb.uwlax.edu/zoolab/Table_of_Contents/Lab-9b/Cat_Skeleton_1/cat_skeleton_1.htm) on 6 December 2006. Retrieved 7 September 2012.
51. Case, Linda P. (2003). *The Cat: Its behavior, nutrition, and health*. Ames: Iowa State University Press. ISBN 9780813803319.
52. Smith, Patricia; Tchernov, Eitan (1992). *Structure, Function, and Evolution of Teeth*. Freund Publishing House. p. 217. ISBN 9789652222701.
53. Carr, William H. A. (1 January 1978). *The New Basic Book of the Cat* (<https://archive.org/details/newbasicbookofca00carr/page/174>). Scribner's. p. 174 (<https://archive.org/details/newbasicbookofca00carr/page/174>). ISBN 9780684155494.
54. Kitchener, A. C.; Van Valkenburgh, B.; Yamaguchi, N. (2010). "Felid form and function" (<https://www.researchgate.net/publication/266753114>). In Macdonald, D.; Loveridge, A. (eds.). *Biology and Conservation of wild felids*. Oxford University Press. pp. 83–106. Archived (https://web.archive.org/web/20210216135340/https://www.researchgate.net/publication/266753114_Felid_form_and_function) from the original on 16 February 2021. Retrieved 10 October 2019.
55. Arnes, A.F. (1900). "Outline of cat lessons" (https://books.google.com/books?id=-_gBAAAAYAAJ). *The School Journal*. **LXI**: 659. Archived (https://web.archive.org/web/20210806133121/https://books.google.com/books?id=-_gBAAAAYAAJ) from the original on 6 August 2021. Retrieved 5 June 2020.
56. Homberger, D. G.; Ham, K.; Ogunbakin, T.; Bonin, J. A.; Hopkins, B. A.; Osborn, M. L.; et al. (2009). "The structure of the cornified claw sheath in the domesticated cat (*Felis catus*): Implications for the claw-shedding mechanism and the evolution of cornified digital end organs" (<https://www.ncbi.nlm.nih.gov/pmc/articles/PMC2736126>). *J Anat*. **214** (4): 620–43. doi:10.1111/j.1469-7580.2009.01068.x (<https://doi.org/10.1111%2Fj.1469-7580.2009.01068.x>). PMC 2736126 (<https://www.ncbi.nlm.nih.gov/pmc/articles/PMC2736126>). PMID 19422432 (<https://pubmed.ncbi.nlm.nih.gov/19422432>).

57. Danforth, C. H. (1947). "Heredity of polydactyly in the cat". *The Journal of Heredity*. **38** (4): 107–112. doi:10.1093/oxfordjournals.jhered.a105701 (<https://doi.org/10.1093%2Foxfordjournals.jhered.a105701>). PMID 20242531 (<https://pubmed.ncbi.nlm.nih.gov/20242531>).
58. Lettice, L. A.; Hill, A. E.; Devenney, P. S.; Hill, R. E. (2008). "Point mutations in a distant sonic hedgehog cis-regulator generate a variable regulatory output responsible for preaxial polydactyly" (<https://doi.org/10.1093%2Fhmg%2Fddm370>). *Human Molecular Genetics*. **17** (7): 978–985. doi:10.1093/hmg/ddm370 (<https://doi.org/10.1093%2Fhmg%2Fddm370>). hdl:20.500.11820/76c18e1b-ba87-49c6-9da7-c837187646a5 (<https://hdl.handle.net/20.500.11820%2F76c18e1b-ba87-49c6-9da7-c837187646a5>). PMID 18156157 (<https://pubmed.ncbi.nlm.nih.gov/18156157>).
59. Pocock, R. I. (1917). "VII — On the external characters of the Felidæ" (<https://archive.org/details/ser8annalsmagazi19londuoft>). *The Annals and Magazine of Natural History; Zoology, Botany, and Geology*. **8**. **19** (109): 113–136 (<https://archive.org/details/ser8annalsmagazi19londuoft/page/113>). doi:10.1080/00222931709486916 (<https://doi.org/10.1080%2F00222931709486916>).
60. Christensen, W. (2004). "The physical cat" (<https://books.google.com/books?id=WmuQQXU6EtAC&pg=PA27>). *Outwitting Cats* (<https://archive.org/details/outwittingcatsti0000chri/page/22>). Globe Pequot. pp. 22–45 (<https://archive.org/details/outwittingcatsti0000chri/page/22>). ISBN 9781592282401.
61. Kent, Marc; Platt, Simon R. (September 2010). "The neurology of balance: Function and dysfunction of the vestibular system in dogs and cats". *The Veterinary Journal*. **185** (3): 247–249. doi:10.1016/j.tvjl.2009.10.029 (<https://doi.org/10.1016%2Fj.tvjl.2009.10.029>). PMID 19944632 (<https://pubmed.ncbi.nlm.nih.gov/19944632>).
62. Gerathewohl, S. J.; Stallings, H. D. (1957). "The labyrinthine posture reflex (righting reflex) in the cat during weightlessness" (https://spacemedicineassociation.org/download/history/history_files_1957/28040345-1.pdf) (PDF). *The Journal of Aviation Medicine*. **28** (4): 345–355. PMID 13462942 (<https://pubmed.ncbi.nlm.nih.gov/13462942>). Archived (https://web.archive.org/web/20201003155151/https://spacemedicineassociation.org/download/history/history_files_1957/28040345-1.pdf) (PDF) from the original on 3 October 2020. Retrieved 27 April 2019.
63. Nguyen, H. D. (1998). "How does a cat always land on its feet?" (<https://web.archive.org/web/20010410235503/http://helix.gatech.edu/Classes/ME3760/1998Q3/Projects/Nguyen/>). School of Medical Engineering. Dynamics II (ME 3760) course materials. Georgia Institute of Technology. Archived from the original (<http://helix.gatech.edu/Classes/ME3760/1998Q3/Projects/Nguyen/>) on 10 April 2001. Retrieved 15 May 2007. This tertiary source reuses information from other sources but does not name them.
64. Batterman, R. (2003). "Falling cats, parallel parking, and polarized light" (<http://philsci-archive.pitt.edu/794/1/falling-cats.pdf>) (PDF). *Studies in History and Philosophy of Science Part B: Studies in History and Philosophy of Modern Physics*. **34** (4): 527–557. Bibcode:2003SHPMP..34..527B (<https://ui.adsabs.harvard.edu/abs/2003SHPMP..34..527B>). doi:10.1016/s1355-2198(03)00062-5 (<https://doi.org/10.1016%2Fs1355-2198%2803%2900062-5>). Archived (<https://web.archive.org/web/20180720140329/http://philsci-archive.pitt.edu/794/1/falling-cats.pdf>) (PDF) from the original on 20 July 2018. Retrieved 13 September 2022.

65. Eizirik, Eduardo; Yuhki, Naoya; Johnson, Warren E.; Menotti-Raymond, Marilyn; Hannah, Steven S.; O'Brien, Stephen J. (4 March 2003). "Molecular Genetics and Evolution of Melanism in the Cat Family" (<https://doi.org/10.1016%2FS0960-9822%2803%2900128-3>). *Current Biology*. **13** (5): 448–453. Bibcode:2003CBio...13..448E (<https://ui.adsabs.harvard.edu/abs/2003CBio...13..448E>). doi:10.1016/S0960-9822(03)00128-3 (<https://doi.org/10.1016%2FS0960-9822%2803%2900128-3>). ISSN 0960-9822 (<https://www.worldcat.org/issn/0960-9822>). PMID 12620197 (<https://pubmed.ncbi.nlm.nih.gov/12620197>). S2CID 19021807 (<https://api.semanticscholar.org/CorpusID:19021807>).
66. Eizirik, Eduardo; Yuhki, Naoya; Johnson, Warren E.; Menotti-Raymond, Marilyn; Hannah, Steven S.; O'Brien, Stephen J. (4 March 2003). "Molecular Genetics and Evolution of Melanism in the Cat Family" ([https://www.cell.com/current-biology/pdf/S0960-9822\(03\)00128-3.pdf](https://www.cell.com/current-biology/pdf/S0960-9822(03)00128-3.pdf)) (PDF). *Cell Press*. **13** (5): 448–453. Bibcode:2003CBio...13..448E (<https://ui.adsabs.harvard.edu/abs/2003CBio...13..448E>). doi:10.1016/s0960-9822(03)00128-3 (<https://doi.org/10.1016%2FS0960-9822%2803%2900128-3>). PMID 12620197 (<https://pubmed.ncbi.nlm.nih.gov/12620197>). Archived ([https://web.archive.org/web/20240326122953/https://www.cell.com/current-biology/pdf/S0960-9822\(03\)00128-3.pdf](https://web.archive.org/web/20240326122953/https://www.cell.com/current-biology/pdf/S0960-9822(03)00128-3.pdf)) (PDF) from the original on 26 March 2024. Retrieved 26 March 2024.
67. Ollivier, F. J.; Samuelson, D. A.; Brooks, D. E.; Lewis, P. A.; Kallberg, M. E.; Komaromy, A. M. (2004). "Comparative morphology of the *Tapetum Lucidum* (among selected species)". *Veterinary Ophthalmology*. **7** (1): 11–22. doi:10.1111/j.1463-5224.2004.00318.x (<https://doi.org/10.1111%2Fj.1463-5224.2004.00318.x>). PMID 14738502 (<https://pubmed.ncbi.nlm.nih.gov/14738502>). S2CID 15419778 (<https://api.semanticscholar.org/CorpusID:15419778>).
68. Malmström, T.; Kröger, R. H. (2006). "Pupil shapes and lens optics in the eyes of terrestrial vertebrates" (<https://doi.org/10.1242%2Fjeb.01959>). *Journal of Experimental Biology*. **209** (1): 18–25. doi:10.1242/jeb.01959 (<https://doi.org/10.1242%2Fjeb.01959>). PMID 16354774 (<https://pubmed.ncbi.nlm.nih.gov/16354774>).
69. Hammond, P.; Mouat, G. S. V. (1985). "The relationship between feline pupil size and luminance". *Experimental Brain Research*. **59** (3): 485–490. doi:10.1007/BF00261338 (<https://doi.org/10.1007%2FBF00261338>). PMID 4029324 (<https://pubmed.ncbi.nlm.nih.gov/4029324>). S2CID 11858455 (<https://api.semanticscholar.org/CorpusID:11858455>).
70. Loop, M. S.; Bruce, L. L. (1978). "Cat color vision: The effect of stimulus size". *Science*. **199** (4334): 1221–1222. Bibcode:1978Sci...199.1221L (<https://ui.adsabs.harvard.edu/abs/1978Sci...199.1221L>). doi:10.1126/science.628838 (<https://doi.org/10.1126%2Fscience.628838>). PMID 628838 (<https://pubmed.ncbi.nlm.nih.gov/628838>).
71. Guenther, E.; Zrenner, E. (1993). "The spectral sensitivity of dark- and light-adapted cat retinal ganglion cells" (<https://www.ncbi.nlm.nih.gov/pmc/articles/PMC6576706>). *Journal of Neuroscience*. **13** (4): 1543–1550. doi:10.1523/JNEUROSCI.13-04-01543.1993 (<https://doi.org/10.1523%2FJNEUROSCI.13-04-01543.1993>). PMC 6576706 (<https://www.ncbi.nlm.nih.gov/pmc/articles/PMC6576706>). PMID 8463834 (<https://pubmed.ncbi.nlm.nih.gov/8463834>).
72. Heffner, R. S. (1985). "Hearing range of the domestic cat" (https://www.utoledo.edu/al/psychology/pdfs/comphearaudio/HearingRangeOfTheDomesticCat_1985.pdf) (PDF). *Hearing Research*. **19** (1): 85–88. doi:10.1016/0378-5955(85)90100-5 (<https://doi.org/10.1016%2F0378-5955%2885%2990100-5>). PMID 4066516 (<https://pubmed.ncbi.nlm.nih.gov/4066516>). S2CID 4763009 (<https://api.semanticscholar.org/CorpusID:4763009>). Archived (https://web.archive.org/web/20210707001511/https://www.utoledo.edu/al/psychology/pdfs/comphearaudio/HearingRangeOfTheDomesticCat_1985.pdf) (PDF) from the original on 7 July 2021. Retrieved 10 October 2019.

73. Heffner, H. E. (1998). "Auditory awareness". *Applied Animal Behaviour Science*. **57** (3–4): 259–268. doi:10.1016/S0168-1591(98)00101-4 (<https://doi.org/10.1016%2FS0168-1591%2898%2900101-4>).
74. Heffner, R. S. (2004). "Primate hearing from a mammalian perspective" (<https://doi.org/10.1002%2Far.a.20117>). *The Anatomical Record Part A: Discoveries in Molecular, Cellular, and Evolutionary Biology*. **281** (1): 1111–1122. doi:10.1002/ar.a.20117 (<https://doi.org/10.1002%2Far.a.20117>). PMID 15472899 (<https://pubmed.ncbi.nlm.nih.gov/15472899>). S2CID 4991969 (<https://api.semanticscholar.org/CorpusID:4991969>).
75. Sunquist, M.; Sunquist, F. (2002). "What is a Cat?" (<https://books.google.com/books?id=hFbJW Mh9-OAC&pg=PA3>). *Wild Cats of the World*. University of Chicago Press. pp. 5–18. ISBN 9780226779997. Archived (<https://web.archive.org/web/20230719111036/https://books.google.com/books?id=hFbJW Mh9-OAC&pg=PA3>) from the original on 19 July 2023. Retrieved 25 October 2020.
76. Blumberg, M. S. (1992). "Rodent ultrasonic short calls: Locomotion, biomechanics, and communication". *Journal of Comparative Psychology*. **106** (4): 360–365. doi:10.1037/0735-7036.106.4.360 (<https://doi.org/10.1037%2F0735-7036.106.4.360>). PMID 1451418 (<https://pubmed.ncbi.nlm.nih.gov/1451418>).
77. Takagi, S.; Chijiwa, H.; Arahori, M.; Saito, A.; Fujita, K.; Kuroshima, H. (2021). "Socio-spatial cognition in cats: Mentally mapping owner's location from voice" (<https://www.ncbi.nlm.nih.gov/pmc/articles/PMC8580247>). *PLOS ONE*. **16** (11): e0257611. Bibcode:2021PLoSO..1657611T (<https://ui.adsabs.harvard.edu/abs/2021PLoSO..1657611T>). doi:10.1371/journal.pone.0257611 (<https://doi.org/10.1371%2Fjournal.pone.0257611>). PMC 8580247 (<https://www.ncbi.nlm.nih.gov/pmc/articles/PMC8580247>). PMID 34758043 (<https://pubmed.ncbi.nlm.nih.gov/34758043>).
78. Moulton, David G. (1 August 1967). "Olfaction in mammals" (<https://academic.oup.com/icb/article/7/3/421/244992>). *American Zoologist*. **7** (3): 421–429. doi:10.1093/icb/7.3.421 (<https://doi.org/10.1093%2Ficb%2F7.3.421>). ISSN 0003-1569 (<https://www.worldcat.org/issn/0003-1569>). PMID 6077376 (<https://pubmed.ncbi.nlm.nih.gov/6077376>). Archived (<https://web.archive.org/web/20210806144530/https://academic.oup.com/icb/article/7/3/421/244992>) from the original on 6 August 2021. Retrieved 22 November 2019.
79. Miyazaki, Masao; Yamashita, Tetsuro; Suzuki, Yusuke; Saito, Yoshihiro; Soeta, Satoshi; Taira, Hideharu; Suzuki, Akemi (October 2006). "A major urinary protein of the domestic cat regulates the production of feline, a putative pheromone precursor" (<https://doi.org/10.1016%2Fj.chembiol.2006.08.013>). *Chemistry & Biology*. **13** (10): 1071–1079. doi:10.1016/j.chembiol.2006.08.013 (<https://doi.org/10.1016%2Fj.chembiol.2006.08.013>). PMID 17052611 (<https://pubmed.ncbi.nlm.nih.gov/17052611>).
80. Sommerville, B. A. (1998). "Olfactory Awareness". *Applied Animal Behaviour Science*. **57** (3–4): 269–286. doi:10.1016/S0168-1591(98)00102-6 (<https://doi.org/10.1016%2FS0168-1591%2898%2900102-6>).
81. Grognet, Jeff (June 1990). "Catnip: Its uses and effects, past and present" (<https://www.ncbi.nlm.nih.gov/pmc/articles/PMC1480656>). *The Canadian Veterinary Journal*. **31** (6): 455–456. PMC 1480656 (<https://www.ncbi.nlm.nih.gov/pmc/articles/PMC1480656>). PMID 17423611 (<https://pubmed.ncbi.nlm.nih.gov/17423611>).
82. Turner, Ramona (29 May 2007). "How does catnip work its magic on cats?" (<http://www.scientificamerican.com/article.cfm?id=experts-how-does-catnip-work-on-cats>). *Scientific American*. Archived (<https://web.archive.org/web/20131022023257/http://www.scientificamerican.com/article.cfm?id=experts-how-does-catnip-work-on-cats>) from the original on 22 October 2013.

83. Tucker, Arthur; Tucker, Sharon (1988). "Catnip and the catnip response". *Economic Botany*. **42** (2): 214–231. doi:10.1007/BF02858923 (<https://doi.org/10.1007%2FBF02858923>). S2CID 34777592 (<https://api.semanticscholar.org/CorpusID:34777592>).
84. Schelling, Christianne. "Do cats have a sense of taste?" (<http://www.cathealth.com/nutrition/do-cats-have-a-sense-of-taste>). *CatHealth.com*. Archived (<https://web.archive.org/web/20160128163535/http://www.cathealth.com/nutrition/do-cats-have-a-sense-of-taste>) from the original on 28 January 2016.
85. Jiang, Peihua; Josue, Jesusa; Li, Xia; Glaser, Dieter; Li, Weihua; Brand, Joseph G.; Margolskee, Robert F.; Reed, Danielle R.; Beauchamp, Gary K. (12 March 2012), "Major taste loss in carnivorous mammals", *PNAS*, **13** (109): 4956–4961, doi:10.1073/pnas.1118360109 (<https://doi.org/10.1073%2Fpnas.1118360109>), PMC 3324019 (<https://www.ncbi.nlm.nih.gov/pmc/articles/PMC3324019>), PMID 22411809 (<https://pubmed.ncbi.nlm.nih.gov/22411809>)
86. Bradshaw, John W. S. (1 July 2006). "The evolutionary basis for the feeding behavior of domestic dogs (*Canis familiaris*) and cats (*Felis catus*)" (<https://doi.org/10.1093%2Fjn%2F136.7.1927S>). *Journal of Nutrition*. **136** (7): 1927S–1931. doi:10.1093/jn/136.7.1927S (<https://doi.org/10.1093%2Fjn%2F136.7.1927S>). PMID 16772461 (<https://pubmed.ncbi.nlm.nih.gov/16772461>).
87. McGrane, Scott J.; Gibbs, Matthew; Hernangomez de Alvaro, Carlos; Dunlop, Nicola; Winnig, Marcel; Klebansky, Boris; Waller, Daniel (1 January 2023). "Umami taste perception and preferences of the domestic cat (*Felis catus*), an obligate carnivore" (<https://www.ncbi.nlm.nih.gov/pmc/articles/PMC10468298>). *Chemical Senses*. **48**. doi:10.1093/chemse/bjad026 (<https://doi.org/10.1093%2Fchemse%2Fbjad026>). ISSN 0379-864X (<https://www.worldcat.org/issn/0379-864X>). PMC 10468298 (<https://www.ncbi.nlm.nih.gov/pmc/articles/PMC10468298>). PMID 37551788 (<https://pubmed.ncbi.nlm.nih.gov/37551788>).
88. Grimm, David (1 October 2023). "Why do cats love tuna so much?". *Science*. **381** (6661): 935. Bibcode:2023Sci...381..935G (<https://ui.adsabs.harvard.edu/abs/2023Sci...381..935G>). doi:10.1126/science.adk5725 (<https://doi.org/10.1126%2Fscience.adk5725>). ISSN 0036-8075 (<https://www.worldcat.org/issn/0036-8075>). PMID 37651517 (<https://pubmed.ncbi.nlm.nih.gov/37651517>). S2CID 261395204 (<https://api.semanticscholar.org/CorpusID:261395204>).
89. Germain, E.; Benhamou, S.; Poulle, M.-L. (2008). "Spatio-temporal Sharing between the European Wildcat, the Domestic Cat and their Hybrids" (<https://doi.org/10.1111%2Fj.1469-7998.2008.00479.x>). *Journal of Zoology*. **276** (2): 195–203. doi:10.1111/j.1469-7998.2008.00479.x (<https://doi.org/10.1111%2Fj.1469-7998.2008.00479.x>).
90. Barratt, D. G. (1997). "Home Range Size, Habitat Utilisation and Movement Patterns of Suburban and Farm Cats *Felis catus*". *Ecography*. **20** (3): 271–280. Bibcode:1997Ecogr..20..271B (<https://ui.adsabs.harvard.edu/abs/1997Ecogr..20..271B>). doi:10.1111/j.1600-0587.1997.tb00371.x (<https://doi.org/10.1111%2Fj.1600-0587.1997.tb00371.x>). JSTOR 3682838 (<https://www.jstor.org/stable/3682838>).
91. Randall, W.; Johnson, R. F.; Randall, S.; Cunningham, J. T. (1985). "Circadian rhythms in food intake and activity in domestic cats". *Behavioral Neuroscience*. **99** (6): 1162–1175. doi:10.1037/0735-7044.99.6.1162 (<https://doi.org/10.1037%2F0735-7044.99.6.1162>). PMID 3843546 (<https://pubmed.ncbi.nlm.nih.gov/3843546>).
92. Ling, Thomas (2 June 2021). "Why do cats sleep so much?" (<https://www.sciencefocus.com/nature/why-do-cats-sleep-so-much/>). *BBC Science Focus Magazine*. Archived (<https://web.archive.org/web/20230403180235/https://www.sciencefocus.com/nature/why-do-cats-sleep-so-much/>) from the original on 3 April 2023. Retrieved 3 April 2023.

93. Jouvet, M. (1979). "What Does a Cat Dream About?". *Trends in Neurosciences*. **2**: 280–282. doi:10.1016/0166-2236(79)90110-3 (<https://doi.org/10.1016%2F0166-2236%2879%2990110-3>). S2CID 53161799 (<https://api.semanticscholar.org/CorpusID:53161799>).
94. Crowell-Davis, S. L.; Curtis, T. M.; Knowles, R. J. (2004). "Social Organization in the Cat: A Modern Understanding" (https://web.archive.org/web/20110720231305/http://zoopsy.free.fr/veille_biblio/social_organization_cat_2004.pdf) (PDF). *Journal of Feline Medicine and Surgery*. **6** (1): 19–28. doi:10.1016/j.jfms.2003.09.013 (<https://doi.org/10.1016%2Fj.jfms.2003.09.013>). PMID 15123163 (<https://pubmed.ncbi.nlm.nih.gov/15123163>). S2CID 25719922 (<https://api.semanticscholar.org/CorpusID:25719922>). Archived from the original (http://zoopsy.free.fr/veille_biblio/social_organization_cat_2004.pdf) (PDF) on 20 July 2011.
95. Liberg, O.; Sandell, M.; Pontier, D.; Natoli, E. (2000). "Density, spatial organisation and reproductive tactics in the domestic cat and other felids" (<https://books.google.com/books?id=GgUwg6gU7n4C&pg=PA119>). In Turner, D. C.; Bateson, P. (eds.). *The domestic cat: the biology of its behaviour* (2nd ed.). Cambridge: Cambridge University Press. pp. 119–147. ISBN 9780521636483. Archived (<https://web.archive.org/web/20210331062218/https://books.google.com/books?id=GgUwg6gU7n4C&pg=PA119>) from the original on 31 March 2021. Retrieved 25 October 2020.
96. Baron, A.; Stewart, C. N.; Warren, J. M. (1 January 1957). "Patterns of social interaction in cats (*Felis domestica*)". *Behaviour*. **11** (1): 56–66. doi:10.1163/156853956X00084 (<https://doi.org/10.1163%2F156853956X00084>). JSTOR 4532869 (<https://www.jstor.org/stable/4532869>).
97. Bradshaw, J. W.; Goodwin, D.; Legrand-Defréтин, V.; Nott, H. M. (1996). "Food selection by the domestic cat, an obligate carnivore". *Comparative Biochemistry and Physiology – Part A: Molecular & Integrative Physiology*. **114** (3): 205–209. doi:10.1016/0300-9629(95)02133-7 (<https://doi.org/10.1016%2F0300-9629%2895%2902133-7>). PMID 8759144 (<https://pubmed.ncbi.nlm.nih.gov/8759144>).
98. Mills, D. S.; Marchant-Forde, J. (2010). *Encyclopedia of Applied Animal Behaviour and Welfare* (<https://books.google.com/books?id=vrueZDfPUzoC&pg=PA518>). p. 518. ISBN 9780851997247. Archived (<https://web.archive.org/web/20170407004417/https://books.google.com/books?id=vrueZDfPUzoC&pg=PA518>) from the original on 7 April 2017.
99. McComb, K.; Taylor, A. M.; Wilson, C.; Charlton, B. D. (2009). "The Cry Embedded within the Purr" (<https://doi.org/10.1016%2Fj.cub.2009.05.033>). *Current Biology*. **19** (13): R507–508. Bibcode:2009CBio...19.R507M (<https://ui.adsabs.harvard.edu/abs/2009CBio...19.R507M>). doi:10.1016/j.cub.2009.05.033 (<https://doi.org/10.1016%2Fj.cub.2009.05.033>). PMID 19602409 (<https://pubmed.ncbi.nlm.nih.gov/19602409>). S2CID 10972076 (<https://api.semanticscholar.org/CorpusID:10972076>).
100. Levine, E.; Perry, P.; Scarlett, J.; Houpt, K. (2005). "Intercat aggression in households following the introduction of a new cat" (https://web.archive.org/web/20090326225932/http://faculty.washington.edu/jcha/330_cats_introducing.pdf) (PDF). *Applied Animal Behaviour Science*. **90** (3–4): 325–336. doi:10.1016/j.applanim.2004.07.006 (<https://doi.org/10.1016%2Fj.applanim.2004.07.006>). Archived from the original (http://faculty.washington.edu/jcha/330_cats_introducing.pdf) (PDF) on 26 March 2009.
101. Horwitz, Debra (2022). "Cat Behavior Problems - Aggression Redirected" (<https://vcahospitals.com/know-your-pet/cat-behavior-problems-aggression-redirected#:~:text=What%20is%20redirected%20aggression%3F,cat%20out%20on%20the%20property>). VCA Animal Hospitals. Archived (<https://web.archive.org/web/20220319184510/https://vcahospitals.com/know-your-pet/cat-behavior-problems-aggression-redirected#:~:text=What%20is%20redirected%20aggression%3F,cat%20out%20on%20the%20property>) from the original on 19 March 2022. Retrieved 16 June 2022.

102. Johnson, Ingrid (17 May 2014). "Redirected Aggression in Cats: Recognition and Treatment Strategies" (<https://iaabc.org/cat/redirected-aggression-in-cats>). International Association of Animal Behavior Consultants. Archived (<https://web.archive.org/web/20220307001045/https://iaabc.org/cat/redirected-aggression-in-cats>) from the original on 7 March 2022. Retrieved 16 June 2022.
103. Soennichsen, S.; Chamove, A. S. (2015). "Responses of cats to petting by humans". *Anthrozoös*. **15** (3): 258–265. doi:10.2752/089279302786992577 (<https://doi.org/10.2752%2F089279302786992577>). S2CID 144843766 (<https://api.semanticscholar.org/CorpusID:144843766>).
104. Moelk, M. (1944). "Vocalizing in the House-cat; A Phonetic and Functional Study". *The American Journal of Psychology*. **57** (2): 184–205. doi:10.2307/1416947 (<https://doi.org/10.2307%2F1416947>). JSTOR 1416947 (<https://www.jstor.org/stable/1416947>).
105. Cafazzo, S.; Natoli, E. (2009). "The Social Function of Tail Up in the Domestic Cat (*Felis silvestris catus*)". *Behavioural Processes*. **80** (1): 60–66. doi:10.1016/j.beproc.2008.09.008 (<https://doi.org/10.1016%2Fj.beproc.2008.09.008>). PMID 18930121 (<https://pubmed.ncbi.nlm.nih.gov/18930121>). S2CID 19883549 (<https://api.semanticscholar.org/CorpusID:19883549>).
106. Jensen, P. (2009). *The Ethology of Domestic Animals*. "Modular Text" series. Wallingford, England: Centre for Agriculture and Bioscience International. ISBN 9781845935368.
107. Bradshaw, John W. S. (2012). *The Behaviour of the Domestic Cat* (<https://books.google.com/books?id=CMQdnrR0xEsC>). Wallingford: CABI. pp. 71–72. ISBN 9781780641201. Retrieved 6 July 2022.
108. von Muggenthaler, E.; Wright, B. "Solving the Cat's Purr Mystery Using Accelerometers" (<https://web.archive.org/web/20110722131617/http://www.bksv.com/catspurr>). *BKSV.com*. Brüel & Kjær. Archived from the original (<http://www.bksv.com/catspurr>) on 22 July 2011. Retrieved 11 February 2010.
109. "The Cat's Remarkable Purr" (<http://www.isnare.com/?aid=195293&ca=Pets>). *ISnare.com*. Archived (<https://web.archive.org/web/20110713063142/http://www.isnare.com/?aid=195293&ca=Pets>) from the original on 13 July 2011. Retrieved 6 August 2008.
110. Beaver, Bonnie V. G. (2003). *Feline behavior : a guide for veterinarians* (2nd ed.). St. Louis, Missouri: Saunders. ISBN 9780721694986.
111. Remmers, J. E.; Gautier, H. (December 1972). "Neural and mechanical mechanisms of feline purring" (<https://pubmed.ncbi.nlm.nih.gov/4644061/>). *Respiration Physiology*. **16** (3): 351–361. doi:10.1016/0034-5687(72)90064-3 (<https://doi.org/10.1016%2F0034-5687%2872%2990064-3>). PMID 4644061 (<https://pubmed.ncbi.nlm.nih.gov/4644061>). Archived (<https://web.archive.org/web/20220706000014/https://pubmed.ncbi.nlm.nih.gov/4644061/>) from the original on 6 July 2022. Retrieved 5 July 2022.
112. Frazer Sissom, Dawn E.; Rice, D. A.; Peters, G. (January 1991). "How cats purr" (<https://zslpublications.onlinelibrary.wiley.com/doi/10.1111/j.1469-7998.1991.tb04749.x>). *Journal of Zoology*. **223** (1): 67–78. doi:10.1111/j.1469-7998.1991.tb04749.x (<https://doi.org/10.1111%2Fj.1469-7998.1991.tb04749.x>). S2CID 32350871 (<https://api.semanticscholar.org/CorpusID:32350871>). Archived (<https://web.archive.org/web/20220706000014/https://zslpublications.onlinelibrary.wiley.com/doi/10.1111/j.1469-7998.1991.tb04749.x>) from the original on 6 July 2022. Retrieved 5 July 2022.
113. Scott, L.; Florkiewicz, B. N. (2023). "Feline Faces: Unraveling the Social Function of Domestic Cat Facial Signals". *Behavioural Processes*. **213**: 104959. doi:10.1016/j.beproc.2023.104959 (<https://doi.org/10.1016%2Fj.beproc.2023.104959>). PMID 37858844 (<https://pubmed.ncbi.nlm.nih.gov/37858844>). S2CID 264176390 (<https://api.semanticscholar.org/CorpusID:264176390>).

114. Hadzima, Eva (2016). "Everything You Need to Know About Hairballs" (<https://web.archive.org/web/20161006104436/http://www.dewintonvet.com/everything-you-need-know-about-hairballs/>). Archived from the original (<http://www.dewintonvet.com/everything-you-need-know-about-hairballs/>) on 6 October 2016. Retrieved 23 August 2016.
115. Noel, Alexis C.; Hu, David L. (2018). "Cats use hollow papillae to wick saliva into fur" (<https://www.ncbi.nlm.nih.gov/pmc/articles/PMC6298077>). *Proceedings of the National Academy of Sciences*. **115** (49): 12377–12382. Bibcode:2018PNAS..11512377N (<https://ui.adsabs.harvard.edu/abs/2018PNAS..11512377N>). doi:10.1073/pnas.1809544115 (<https://doi.org/10.1073%2Fpnas.1809544115>). PMC 6298077 (<https://www.ncbi.nlm.nih.gov/pmc/articles/PMC6298077>). PMID 30455290 (<https://pubmed.ncbi.nlm.nih.gov/30455290>).
116. Boshel, J.; Wilborn, W. H.; Singh, B. B.; Peter, S.; Stur, M. (1982). "Filiform Papillae of Cat Tongue". *Acta Anatomica*. **114** (2): 97–105. doi:10.1159/000145583 (<https://doi.org/10.1159%2F000145583>). PMID 7180385 (<https://pubmed.ncbi.nlm.nih.gov/7180385>). S2CID 36216103 (<https://api.semanticscholar.org/CorpusID:36216103>).
117. Lindell, E. M. (1997). "Intercat Aggression: A Retrospective Study Examining Types of Aggression, Sexes of Fighting Pairs, and Effectiveness of Treatment" (<https://doi.org/10.1016%2FS0168-1591%2897%2900032-4>). *Applied Animal Behaviour Science*. **55** (1–2): 153–162. doi:10.1016/S0168-1591(97)00032-4 (<https://doi.org/10.1016%2FS0168-1591%2897%2900032-4>).
118. Yamane, A.; Doi, T.; Ono, Y. (1996). "Mating Behaviors, Courtship Rank and Mating Success of Male Feral Cat (*Felis catus*)". *Journal of Ethology*. **14** (1): 35–44. doi:10.1007/BF02350090 (<https://doi.org/10.1007%2FBF02350090>). S2CID 27456926 (<https://api.semanticscholar.org/CorpusID:27456926>).
119. Kustritz, M. V. R. (2007). "Determining the Optimal age for Gonadectomy of Dogs and Cats" (<https://doi.org/10.2460%2Fjavma.231.11.1665>). *Journal of the American Veterinary Medical Association*. **231** (11): 1665–1675. doi:10.2460/javma.231.11.1665 (<https://doi.org/10.2460%2Fjavma.231.11.1665>). PMID 18052800 (<https://pubmed.ncbi.nlm.nih.gov/18052800>). S2CID 4651194 (<https://api.semanticscholar.org/CorpusID:4651194>).
120. "Cat Behavior: Body Language" (<https://web.archive.org/web/20090224154137/http://animal.discovery.com/guides/cats/behavior/bodylanguageintro.html>). *AnimalPlanet.com*. 2007. Archived from the original (<http://animal.discovery.com/guides/cats/behavior/bodylanguageintro.html>) on 24 February 2009. Retrieved 7 September 2012.
121. "Aggression Between Family Cats and Feline Social Behavior" (<https://www.paws.org/resources/aggression/>). PAWS. Archived (<https://web.archive.org/web/20220828003314/https://www.paws.org/resources/aggression/>) from the original on 28 August 2022. Retrieved 6 September 2022.
122. Pedersen, N. C.; Yamamoto, J. K.; Ishida, T.; Hansen, H. (1989). "Feline Immunodeficiency Virus Infection". *Veterinary Immunology and Immunopathology*. **21** (1): 111–129. doi:10.1016/0165-2427(89)90134-7 (<https://doi.org/10.1016%2F0165-2427%2889%2990134-7>). PMID 2549690 (<https://pubmed.ncbi.nlm.nih.gov/2549690>).
123. Whiteley, H. E. (1994). "Correcting misbehavior". *Understanding and Training Your Cat or Kitten*. Santa Fe: Sunstone Press. pp. 146–147. ISBN 9781611390803.
124. Devlin, Hannah (13 October 2022). "Cat v fox: what made Downing Street's Larry so brave?" (<https://www.theguardian.com/lifeandstyle/2022/oct/13/cat-v-fox-what-made-downing-streets-larry-so-brave>). *The Guardian*. Archived (<https://web.archive.org/web/20221016011130/https://www.theguardian.com/lifeandstyle/2022/oct/13/cat-v-fox-what-made-downing-streets-larry-so-brave>) from the original on 16 October 2022. Retrieved 16 October 2022.

125. Reis, P. M.; Jung, S.; Aristoff, J. M.; Stocker, R. (2010). "How cats lap: Water uptake by *Felis catus*" (<https://doi.org/10.1126%2Fscience.1195421>). *Science*. **330** (6008): 1231–1234. Bibcode:2010Sci...330.1231R (<https://ui.adsabs.harvard.edu/abs/2010Sci...330.1231R>). doi:10.1126/science.1195421 (<https://doi.org/10.1126%2Fscience.1195421>). PMID 21071630 (<https://pubmed.ncbi.nlm.nih.gov/21071630>). S2CID 1917972 (<https://api.semanticscholar.org/CorpusID:1917972>).
126. Kim, W.; Bush, J.W.M. (2012). "Natural drinking strategies" (https://dspace.mit.edu/bitstream/1721.1/80405/2/Bush_Natural%20drinking%20strategies.pdf) (PDF). *Journal of Fluid Mechanics*. **705**: 7–25. Bibcode:2012JFM...705....7K (<https://ui.adsabs.harvard.edu/abs/2012JFM...705....7K>). doi:10.1017/jfm.2012.122 (<https://doi.org/10.1017%2Fjfm.2012.122>). hdl:1721.1/80405 (<https://hdl.handle.net/1721.1%2F80405>). S2CID 14895835 (<https://api.semanticscholar.org/CorpusID:14895835>). Archived (https://web.archive.org/web/20220307214820/https://dspace.mit.edu/bitstream/handle/1721.1/80405/Bush_Natural) from the original on 7 March 2022. Retrieved 23 September 2019.
127. Zaghini, G.; Biagi, G. (2005). "Nutritional peculiarities and diet palatability in the cat". *Veterinary Res. Commun.* **29** (Supplement 2): 39–44. doi:10.1007/s11259-005-0009-1 (<https://doi.org/10.1007%2Fs11259-005-0009-1>). PMID 16244923 (<https://pubmed.ncbi.nlm.nih.gov/16244923>). S2CID 23633719 (<https://api.semanticscholar.org/CorpusID:23633719>).
128. Kienzle, E. (1994). "Blood sugar levels and renal sugar excretion after the intake of high carbohydrate diets in cats" (https://web.archive.org/web/20130903163949/http://jn.nutrition.org/content/124/12_Suppl/2563S.full.pdf) (PDF). *Journal of Nutrition*. **124** (12 Supplement): 2563S–2567S. doi:10.1093/jn/124.suppl_12.2563S (https://doi.org/10.1093%2Fjn%2F124.suppl_12.2563S). PMID 7996238 (<https://pubmed.ncbi.nlm.nih.gov/7996238>). Archived from the original (http://jn.nutrition.org/content/124/12_Suppl/2563S.full.pdf) (PDF) on 3 September 2013.
129. Bradshaw, J. W. S. (1997). "Factors affecting pica in the domestic cat". *Applied Animal Behaviour Science*. **52** (3–4): 373–379. doi:10.1016/S0168-1591(96)01136-7 (<https://doi.org/10.1016%2FS0168-1591%2896%2901136-7>).
130. Woods, M.; McDonald, R. A.; Harris, S. (2003). "Predation of wildlife by domestic cats *Felis catus* in Great Britain". *Mammal Review*. **23** (2): 174–188. doi:10.1046/j.1365-2907.2003.00017.x (<https://doi.org/10.1046%2Fj.1365-2907.2003.00017.x>). S2CID 42095020 (<https://api.semanticscholar.org/CorpusID:42095020>).
131. Slesnick, I. L. (2004). *Clones, Cats, and Chemicals: Thinking scientifically about controversial issues* (<https://archive.org/details/clonescatschemic00sles/page/n16>). NSTA Press. p. 9. ISBN 9780873552370.
132. Hill, D. S. (2008). *Pests of Crops in Warmer Climates and their Control* (<https://archive.org/details/s/pestscropswarmer00hill/page/n125>) (First ed.). Springer. p. 120. ISBN 9781402067372.
133. Learn, Joshua Rapp (17 August 2018). "Cats Have A Killer Impact on Reptiles: Experiments in Australia reveal that kitties are catching more than birds" (<https://www.nationalgeographic.com/animals/article/cats-kill-reptiles-populations-australia-animals>). *NationalGeographic.com*. Archived (<https://web.archive.org/web/20231124225514/https://www.nationalgeographic.com/animals/article/cats-kill-reptiles-populations-australia-animals>) from the original on 24 November 2023. Retrieved 24 November 2023.
134. Tucker, A. (2016). "How cats evolved to win the Internet" (<https://www.nytimes.com/2016/10/16/opinion/sunday/how-cats-evolved-to-win-the-internet.html>). *The New York Times*. Archived (<https://web.archive.org/web/20161019204937/http://www.nytimes.com/2016/10/16/opinion/sunday/how-cats-evolved-to-win-the-internet.html>) from the original on 19 October 2016. Retrieved 13 November 2016.

135. Turner, D. C.; Bateson, P., eds. (2000). *The Domestic Cat: The biology of its behaviour* (2nd ed.). Cambridge University Press. ISBN 9780521636483.
136. Loss, S. R.; Will, T.; Marra, P. P. (2013). "The impact of free-ranging domestic cats on wildlife of the United States" (<https://doi.org/10.1038%2Fncomms2380>). *Nature Communications*. **4**: 1396. Bibcode:2013NatCo...4.1396L (<https://ui.adsabs.harvard.edu/abs/2013NatCo...4.1396L>). doi:10.1038/ncomms2380 (<https://doi.org/10.1038%2Fncomms2380>). PMID 23360987 (<https://pubmed.ncbi.nlm.nih.gov/23360987/>).
137. Chucher, P. B.; Lawton, J. H. (1987). "Predation by domestic cats in an English village". *Journal of Zoology, London*. **212** (3): 439–455. doi:10.1111/j.1469-7998.1987.tb02915.x (<https://doi.org/10.1111%2Fj.1469-7998.1987.tb02915.x>).
138. Mead, C. J. (1982). "Ringed birds killed by cats". *Mammal Review*. **12** (4): 183–186. doi:10.1111/j.1365-2907.1982.tb00014.x (<https://doi.org/10.1111%2Fj.1365-2907.1982.tb00014.x>).
139. Crooks, K. R.; Soul, M. E. (1999). "Mesopredator release and avifaunal extinctions in a fragmented system" (https://web.archive.org/web/20110720110246/http://www38.homepage.villanova.edu/jameson.chace/Urban%20Ecology/Crooks%26Soule_Mesopredator_release.pdf) (PDF). *Nature*. **400** (6744): 563–566. Bibcode:1999Natur.400..563C (<https://ui.adsabs.harvard.edu/abs/1999Natur.400..563C>). doi:10.1038/23028 (<https://doi.org/10.1038%2F23028>). S2CID 4417607 (<https://api.semanticscholar.org/CorpusID:4417607>). Archived from the original (http://www38.homepage.villanova.edu/jameson.chace/Urban%20Ecology/Crooks%26Soule_Mesopredator_release.pdf) (PDF) on 20 July 2011.
140. "Why do cats play with their food?" (https://azdailysun.com/lifestyles/pets/article_46a97775-232d-5e56-b0ea-dd1c8782b062.html). *Arizona Daily Sun*. Archived (https://web.archive.org/web/20110319041928/http://www.azdailysun.com/lifestyles/pets/article_46a97775-232d-5e56-b0ea-dd1c8782b062.html) from the original on 19 March 2011. Retrieved 15 August 2011.
141. Leyhausen, P. (1978). *Cat Behavior: The predatory and social behavior of domestic and wild cats*. New York: Garland STPM Press. ISBN 9780824070175.
142. Desmond, M. (2002). "Why does a cat play with its prey before killing it?" (<https://books.google.com/books?id=Q3ysT6xTJu4C&pg=PA51>). *Catwatching: Why cats purr and everything else you ever wanted to know* (2nd ed.). London: Ebury Press. pp. 51–52. ISBN 9781409022213. Archived (<https://web.archive.org/web/20210331062240/https://books.google.com/books?id=Q3ysT6xTJu4C&pg=PA51>) from the original on 31 March 2021. Retrieved 25 October 2020.
143. Poirier, F. E.; Hussey, L. K. (1982). "Nonhuman Primate Learning: The Importance of Learning from an Evolutionary Perspective" (<https://doi.org/10.1525%2Faeq.1982.13.2.05x1830j>). *Anthropology and Education Quarterly*. **13** (2): 133–148. doi:10.1525/aeq.1982.13.2.05x1830j (<https://doi.org/10.1525%2Faeq.1982.13.2.05x1830j>). JSTOR 3216627 (<https://www.jstor.org/stable/3216627>).
144. Hall, S. L. (1998). "Object play by adult animals" (<https://books.google.com/books?id=jkiTQ8dIIHsC&pg=PA45>). In Byers, J. A.; Bekoff, M. (eds.). *Animal Play: Evolutionary, Comparative, and Ecological Perspectives*. Cambridge University Press. pp. 45–60. ISBN 9780521586566. Archived (<https://web.archive.org/web/20210126043154/https://books.google.com/books?id=jkiTQ8dIIHsC&pg=PA45>) from the original on 26 January 2021. Retrieved 25 October 2020.
145. Hall, S. L. (1998). "The Influence of Hunger on Object Play by Adult Domestic Cats". *Applied Animal Behaviour Science*. **58** (1–2): 143–150. doi:10.1016/S0168-1591(97)00136-6 (<https://doi.org/10.1016%2FS0168-1591%2897%2900136-6>).

146. Hall, S. L. (2002). "Object Play in Adult Domestic Cats: The Roles of Habituation and Disinhibition". *Applied Animal Behaviour Science*. **79** (3): 263–271. doi:10.1016/S0168-1591(02)00153-3 (<https://doi.org/10.1016%2FS0168-1591%2802%2900153-3>).
147. MacPhail, C. (2002). "Gastrointestinal obstruction". *Clinical Techniques in Small Animal Practice*. **17** (4): 178–183. doi:10.1053/svms.2002.36606 (<https://doi.org/10.1053%2Fsvms.2002.36606>). PMID 12587284 (<https://pubmed.ncbi.nlm.nih.gov/12587284>). S2CID 24977450 (<https://api.semanticscholar.org/CorpusID:24977450>).
148. "Fat Indoor Cats Need Exercise" (<http://www.poconorecord.com/apps/pbcs.dll/article?AID=/20061210/NEWS01/612100320/-1/NEWS>). *Pocono Record*. 2006. Archived (<https://web.archive.org/web/20090714065943/http://www.poconorecord.com/apps/pbcs.dll/article?AID=%2F20061210%2FNEWS01%2F612100320%2F-1%2FNEWS>) from the original on 14 July 2009. This tertiary source reuses information from other sources but does not name them.
149. Bland, K. P. (1979). "Tom-cat odour and other pheromones in feline reproduction" (<https://www.gwern.net/docs/catnip/1979-bland.pdf>) (PDF). *Veterinary Science Communications*. **3** (1): 125–136. doi:10.1007/BF02268958 (<https://doi.org/10.1007%2FBF02268958>). S2CID 22484090 (<https://api.semanticscholar.org/CorpusID:22484090>). Archived (<https://web.archive.org/web/20190130202521/https://www.gwern.net/docs/catnip/1979-bland.pdf>) (PDF) from the original on 30 January 2019. Retrieved 15 May 2019.
150. Jemmett, J. E.; Evans, J. M. (1977). "A survey of sexual behaviour and reproduction of female cats". *Journal of Small Animal Practice*. **18** (1): 31–37. doi:10.1111/j.1748-5827.1977.tb05821.x (<https://doi.org/10.1111%2Fj.1748-5827.1977.tb05821.x>). PMID 853730 (<https://pubmed.ncbi.nlm.nih.gov/853730>).
151. Johnson, A.K; Kutzler, M.A, eds. (2022). "Feline Estrous Cycle". *Feline Reproduction* (<https://www.cabidigitallibrary.org/doi/10.1079/9781789247107.0002>). pp. 11–22. doi:10.1079/9781789247107.0002 (<https://doi.org/10.1079%2F9781789247107.0002>). ISBN 9781789247084. Archived (<https://web.archive.org/web/20220820105417/https://cabidigitallibrary.org/doi/10.1079/9781789247107.0002>) from the original on 20 August 2022. Retrieved 18 August 2023.
152. Aronson, L. R.; Cooper, M. L. (1967). "Penile Spines of the Domestic Cat: Their Endocrine-behavior Relations" (<https://web.archive.org/web/20150319031546/http://www.catcollection.org/files/PenileSpines.pdf>) (PDF). *The Anatomical Record*. **157** (1): 71–78. doi:10.1002/ar.1091570111 (<https://doi.org/10.1002%2Far.1091570111>). PMID 6030760 (<https://pubmed.ncbi.nlm.nih.gov/6030760>). S2CID 13070242 (<https://api.semanticscholar.org/CorpusID:13070242>). Archived from the original (<http://www.catcollection.org/files/PenileSpines.pdf>) (PDF) on 19 March 2015.
153. "Prolific Cats: The Estrous Cycle" (https://web.archive.org/web/20161209220101/http://vlsstore.com/Media/PublicationsArticle/PV_23_12_1049.pdf) (PDF). Veterinary Learning Systems. Archived from the original (http://vlsstore.com/Media/PublicationsArticle/PV_23_12_1049.pdf) (PDF) on 9 December 2016. Retrieved 19 June 2009.
154. Wildt, D. E.; Seager, S. W.; Chakraborty, P. K. (1980). "Effect of Copulatory Stimuli on Incidence of Ovulation and on Serum Luteinizing Hormone in the Cat". *Endocrinology*. **107** (4): 1212–1217. doi:10.1210/endo-107-4-1212 (<https://doi.org/10.1210%2Fendo-107-4-1212>). PMID 7190893 (<https://pubmed.ncbi.nlm.nih.gov/7190893>).
155. Swanson, W. F.; Roth, T. L.; Wilt, D. E. (1994). "In Vivo Embryogenesis, Embryo Migration and Embryonic Mortality in the Domestic Cat" (<https://doi.org/10.1095%2Fbiolreprod51.3.452>). *Biology of Reproduction*. **51** (3): 452–464. doi:10.1095/biolreprod51.3.452 (<https://doi.org/10.1095%2Fbiolreprod51.3.452>). PMID 7803616 (<https://pubmed.ncbi.nlm.nih.gov/7803616>).

156. Tsutsui, T.; Stabenfeldt, G. H. (1993). "Biology of Ovarian Cycles, Pregnancy and pseudopregnancy in the Domestic Cat". *Journal of Reproduction and Fertility*. Supplement 47: 29–35. PMID 8229938 (<https://pubmed.ncbi.nlm.nih.gov/8229938>).
157. Nutter, F. B.; Levine, J. F.; Stoskopf, M. K. (2004). "Reproductive capacity of free-roaming domestic cats and kitten survival rate". *Journal of the American Veterinary Medical Association*. **225** (9): 1399–1402. CiteSeerX 10.1.1.204.1281 (<https://citeseerx.ist.psu.edu/viewdoc/summary?doi=10.1.1.204.1281>). doi:10.2460/javma.2004.225.1399 (<https://doi.org/10.2460%2Fjavma.2004.225.1399>). PMID 15552315 (<https://pubmed.ncbi.nlm.nih.gov/15552315>). S2CID 1903272 (<https://api.semanticscholar.org/CorpusID:1903272>).
158. Behrend, K.; Wegler, M. (1991). "Living with a Cat" (<https://archive.org/details/completebookofca00behr/page/28>). *The Complete Book of Cat Care: How to Raise a Happy and Healthy Cat*. Hauppauge, New York: Barron's Educational Series. pp. 28–29 (<https://archive.org/details/completebookofca00behr/page/28>). ISBN 9780812046137.
159. Olson, P. N.; Kustritz, M. V.; Johnston, S. D. (2001). "Early-age Neutering of Dogs and Cats in the United States (A Review)". *Journal of Reproduction and Fertility*. Supplement 57: 223–232. PMID 11787153 (<https://pubmed.ncbi.nlm.nih.gov/11787153>).
160. Root Kustritz, M. V. (2007). "Determining the optimal age for gonadectomy of dogs and cats" (<http://web.archive.org/web/20100713133619/http://www.imom.org/spay-neuter/pdf/kustritz.pdf>) (PDF). *Journal of the American Veterinary Medical Association*. **231** (11): 1665–1675. doi:10.2460/javma.231.11.1665 (<https://doi.org/10.2460%2Fjavma.231.11.1665>). PMID 18052800 (<https://pubmed.ncbi.nlm.nih.gov/18052800>). S2CID 4651194 (<https://api.semanticscholar.org/CorpusID:4651194>). Archived from the original (<http://www.imom.org/spay-neuter/pdf/kustritz.pdf>) (PDF) on 13 July 2010.
161. Chu, K.; Anderson, W. M.; Rieser, M. Y. (2009). "Population characteristics and neuter status of cats living in households in the United States" (<https://doi.org/10.2460%2Fjavma.234.8.1023>). *Journal of the American Veterinary Medical Association*. **234** (8): 1023–1030. doi:10.2460/javma.234.8.1023 (<https://doi.org/10.2460%2Fjavma.234.8.1023>). PMID 19366332 (<https://pubmed.ncbi.nlm.nih.gov/19366332>). S2CID 39208758 (<https://api.semanticscholar.org/CorpusID:39208758>).
162. Kraft, W. (1998). "Geriatrics in canine and feline internal medicine". *European Journal of Medical Research*. **3** (1–2): 31–41. PMID 9512965 (<https://pubmed.ncbi.nlm.nih.gov/9512965>).
163. Nassar, R.; Mosier, J. E.; Williams, L. W. (1984). "Study of the feline and canine populations in the greater Las Vegas area". *American Journal of Veterinary Research*. **45** (2): 282–287. PMID 6711951 (<https://pubmed.ncbi.nlm.nih.gov/6711951>).
164. O'Neill, Dan G; Church, David B; McGreevy, Paul D; Thomson, Peter C; Brodbelt, David C (2014). "Longevity and mortality of cats attending primary care veterinary practices in England" (<https://doi.org/10.1177%2F1098612X14536176>). *Journal of Feline Medicine and Surgery*. **17** (2): 125–133. doi:10.1177/1098612X14536176 (<https://doi.org/10.1177%2F1098612X14536176>). PMID 24925771 (<https://pubmed.ncbi.nlm.nih.gov/24925771>).
165. Montoya, M.; Morrison, J. A.; Arrignon, F.; Spofford, N.; C., H.; Hours, M.-A.; Biourge, V. (2023). "Life expectancy tables for dogs and cats derived from clinical data" (<https://www.ncbi.nlm.nih.gov/pmc/articles/PMC9989186>). *Frontiers in Veterinary Science*. **10**: 1082102. doi:10.3389/fvets.2023.1082102 (<https://doi.org/10.3389%2Ffvets.2023.1082102>). PMC 9989186 (<https://www.ncbi.nlm.nih.gov/pmc/articles/PMC9989186>). PMID 36896289 (<https://pubmed.ncbi.nlm.nih.gov/36896289>).

166. "Me-wow! Texas Woman Says Cat is 30 Years Old – Although She Can't Hear or See Very Well, Caterack the Cat Is Still Purring" (https://web.archive.org/web/20091002231250/http://today.msnbc.msn.com/id/33094898/ns/today-today_pets_and_animals?GT1=43001). *MSNBC*. New York: Microsoft. 2009. Archived from the original (https://today.msnbc.msn.com/id/33094898/ns/today-today_pets_and_animals?GT1=43001) on 2 October 2009. Retrieved 30 September 2009.
167. Glenday, C. (2010). *Guinness World Records* (<https://archive.org/details/guinnessworldrec00vari/page/320>) (reprint ed.). Bantam Books. p. 320. ISBN 9780553593372.
168. Vendramini, Thiago H. A.; Amaral, Andressa R.; Pedrinelli, Vivian; Zafalon, Rafael V. A.; Rodrigues, Roberta B. A.; Brunetto, Marcio A. (14 January 2020). "Neutering in dogs and cats: current scientific evidence and importance of adequate nutritional management". *Nutrition Research Reviews*. **33** (1). Cambridge University Press (CUP): 134–144. doi:10.1017/s0954422419000271 (<https://doi.org/10.1017%2Fs0954422419000271>). ISSN 0954-4224 (<https://www.worldcat.org/issn/0954-4224>). PMID 31931899 (<https://pubmed.ncbi.nlm.nih.gov/31931899>).
169. Hoenig, Margarethe; Ferguson, Duncan C. (1 May 2002). "Effects of neutering on hormonal concentrations and energy requirements in male and female cats". *American Journal of Veterinary Research*. **63** (5). American Veterinary Medical Association (AVMA): 634–639. doi:10.2460/ajvr.2002.63.634 (<https://doi.org/10.2460%2Fajvr.2002.63.634>). ISSN 0002-9645 (<https://www.worldcat.org/issn/0002-9645>). PMID 12013460 (<https://pubmed.ncbi.nlm.nih.gov/12013460>).
170. Harper, E. J.; Stack, D. M.; Watson, T. D. G.; Moxham, G. (2001). "Effects of feeding regimens on bodyweight, composition and condition score in cats following ovariohysterectomy". *Journal of Small Animal Practice*. **42** (9). Wiley: 433–438. doi:10.1111/j.1748-5827.2001.tb02496.x (<https://doi.org/10.1111%2Fj.1748-5827.2001.tb02496.x>). ISSN 0022-4510 (<https://www.worldcat.org/issn/0022-4510>). PMID 11570385 (<https://pubmed.ncbi.nlm.nih.gov/11570385>).
171. Fettman, M.J.; Stanton, C.A.; Banks, L.L.; Hamar, D.W.; Johnson, D.E.; Hegstad, R.L.; Johnston, S (1997). "Effects of neutering on bodyweight, metabolic rate and glucose tolerance of domestic cats". *Research in Veterinary Science*. **62** (2). Elsevier BV: 131–136. doi:10.1016/s0034-5288(97)90134-x (<https://doi.org/10.1016%2Fs0034-5288%2897%2990134-x>). ISSN 0034-5288 (<https://www.worldcat.org/issn/0034-5288>). PMID 9243711 (<https://pubmed.ncbi.nlm.nih.gov/9243711>).
172. Kanchuk, Marc L.; Backus, Robert C.; Morris, James G.; Rogers, Quinton R.; Calvert, Christopher C. (2003). "Weight Gain in Gonadectomized Normal and Lipoprotein Lipase–Deficient Male Domestic Cats Results from Increased Food Intake and Not Decreased Energy Expenditure" (<https://doi.org/10.1093%2Fjn%2F133.6.1866>). *The Journal of Nutrition*. **133** (6). Elsevier BV: 1866–1874. doi:10.1093/jn/133.6.1866 (<https://doi.org/10.1093%2Fjn%2F133.6.1866>). ISSN 0022-3166 (<https://www.worldcat.org/issn/0022-3166>). PMID 12771331 (<https://pubmed.ncbi.nlm.nih.gov/12771331>).
173. Öhlund, Malin; Palmgren, Malin; Holst, Bodil Ström (19 January 2018). "Overweight in adult cats: a cross-sectional study" (<https://www.ncbi.nlm.nih.gov/pmc/articles/PMC5775588>). *Acta Veterinaria Scandinavica*. **60** (1): 5. doi:10.1186/s13028-018-0359-7 (<https://doi.org/10.1186%2Fs13028-018-0359-7>). ISSN 1751-0147 (<https://www.worldcat.org/issn/1751-0147>). PMC 5775588 (<https://www.ncbi.nlm.nih.gov/pmc/articles/PMC5775588>). PMID 29351768 (<https://pubmed.ncbi.nlm.nih.gov/29351768>).

174. O'Brien, S. J.; Johnson, W.; Driscoll, C.; Pontius, J.; Pecon-Slattery, J.; Menotti-Raymond, M. (2008). "State of Cat Genomics" (<https://www.ncbi.nlm.nih.gov/pmc/articles/PMC7126825>). *Trends in Genetics*. **24** (6): 268–279. doi:10.1016/j.tig.2008.03.004 (<https://doi.org/10.1016%2Fj.tig.2008.03.004>). PMC 7126825 (<https://www.ncbi.nlm.nih.gov/pmc/articles/PMC7126825>). PMID 18471926 (<https://pubmed.ncbi.nlm.nih.gov/18471926>).
175. Sewell, A. C.; Haskins, M. E.; Giger, U. (2007). "Inherited Metabolic Disease in Companion Animals: Searching for Nature's Mistakes" (<https://www.ncbi.nlm.nih.gov/pmc/articles/PMC3132193>). *Veterinary Journal*. **174** (2): 252–259. doi:10.1016/j.tvjl.2006.08.017 (<https://doi.org/10.1016%2Fj.tvjl.2006.08.017>). PMC 3132193 (<https://www.ncbi.nlm.nih.gov/pmc/articles/PMC3132193>). PMID 17085062 (<https://pubmed.ncbi.nlm.nih.gov/17085062>).
176. O'Brien, S. J.; Menotti-Raymond, M.; Murphy, W. J.; Yuhki, N. (2002). "The Feline Genome Project" (<https://zenodo.org/record/1234973>). *Annual Review of Genetics*. **36**: 657–686. doi:10.1146/annurev.genet.36.060602.145553 (<https://doi.org/10.1146%2Fannurev.genet.36.060602.145553>). PMID 12359739 (<https://pubmed.ncbi.nlm.nih.gov/12359739>). Archived (<https://web.archive.org/web/20191005230324/https://zenodo.org/record/1234973>) from the original on 5 October 2019. Retrieved 11 July 2019.
177. Huston, L. (2012). "Veterinary Care for Your New Cat" (<http://www.petmd.com/blogs/thedailyvet/huston/2012/dec/veterinary-care-for-your-new-cat-29565>). *PetMD*. Archived (<https://web.archive.org/web/20170508122739/http://www.petmd.com/blogs/thedailyvet/huston/2012/dec/veterinary-care-for-your-new-cat-29565>) from the original on 8 May 2017. Retrieved 31 January 2017.
178. Say, L. (2002). "Spatio-temporal variation in cat population density in a sub-Antarctic environment". *Polar Biology*. **25** (2): 90–95. Bibcode:2002PoBio..25...90S (<https://ui.adsabs.harvard.edu/abs/2002PoBio..25...90S>). doi:10.1007/s003000100316 (<https://doi.org/10.1007%2Fs003000100316>). S2CID 22448763 (<https://api.semanticscholar.org/CorpusID:22448763>).
179. Frenot, Y.; Chown, S. L.; Whinam, J.; Selkirk, P. M.; Convey, P.; Skotnicki, M.; Bergstrom, D. M. (2005). "Biological Invasions in the Antarctic: Extent, Impacts and Implications" (<https://doi.org/10.1017%2FS1464793104006542>). *Biological Reviews*. **80** (1): 45–72. doi:10.1017/S1464793104006542 (<https://doi.org/10.1017%2FS1464793104006542>). PMID 15727038 (<https://pubmed.ncbi.nlm.nih.gov/15727038>). S2CID 5574897 (<https://api.semanticscholar.org/CorpusID:5574897>).
180. Medina, F. M.; Bonnaud, E.; Vidal, E.; Tershy, B. R.; Zavaleta, E.; Josh Donlan, C.; Keitt, B. S.; Le Corre, M.; Horwath, S. V.; Nogales, M. (2011). "A global review of the impacts of invasive cats on island endangered vertebrates". *Global Change Biology*. **17** (11): 3503–3510. Bibcode:2011GCBio..17.3503M (<https://ui.adsabs.harvard.edu/abs/2011GCBio..17.3503M>). CiteSeerX 10.1.1.701.4082 (<https://citeseerx.ist.psu.edu/viewdoc/summary?doi=10.1.1.701.4082>). doi:10.1111/j.1365-2486.2011.02464.x (<https://doi.org/10.1111%2Fj.1365-2486.2011.02464.x>). S2CID 323316 (<https://api.semanticscholar.org/CorpusID:323316>).
181. Nogales, M.; Martin, A.; Tershy, B. R.; Donlan, C. J.; Veitch, D.; Uerta, N.; Wood, B.; Alonso, J. (2004). "A Review of Feral Cat Eradication on Islands" (<https://digital.csic.es/bitstream/10261/22249/1/CBL-2004-18-310.pdf>) (PDF). *Conservation Biology*. **18** (2): 310–319. Bibcode:2004ConBi..18..310N (<https://ui.adsabs.harvard.edu/abs/2004ConBi..18..310N>). doi:10.1111/j.1523-1739.2004.00442.x (<https://doi.org/10.1111%2Fj.1523-1739.2004.00442.x>). hdl:10261/22249 (<https://hdl.handle.net/10261%2F22249>). S2CID 11594286 (<https://api.semanticscholar.org/CorpusID:11594286>). Archived (<https://web.archive.org/web/20191206034647/https://digital.csic.es/bitstream/10261/22249/1/CBL-2004-18-310.pdf>) (PDF) from the original on 6 December 2019. Retrieved 24 September 2019.

182. Invasive Species Specialist Group (2006). "Ecology of *Felis catus*" (<http://www.issg.org/database/species/ecology.asp?si=24&fr=1&sts=sss>). *Global Invasive Species Database*. Species Survival Commission, International Union for Conservation of Nature. Archived (<https://web.archive.org/web/20091027123405/http://www.issg.org/database/species/ecology.asp?si=24&fr=1&sts=sss>) from the original on 27 October 2009. Retrieved 31 August 2009.
183. Le Roux, Johannes J.; Foxcraft, Llewellyn C.; Herbst, Marna; Macfadyen, Sandra (19 August 2014). "Genetic analysis shows low levels of hybridization between African wildcats (*Felis silvestris lybica*) and domestic cats (*F. s. catus*) in South Africa" (<https://www.researchgate.net/publication/270912183>). *Ecology and Evolution*. **5** (2): 288–299. doi:10.1002/ece3.1275 (<https://doi.org/10.1002/ece3.1275>). PMC 4314262 (<https://www.ncbi.nlm.nih.gov/pmc/articles/PMC4314262>). PMID 25691958 (<https://pubmed.ncbi.nlm.nih.gov/25691958>). Archived (https://web.archive.org/web/20220307214831/https://www.researchgate.net/publication/270912183_Genetic_analysis_shows_low_levels_of_hybridization_between_African_wildcats_Felis_silvestris_lybica_and_domestic_cats_F_s_catus_in_South_Africa) from the original on 7 March 2022. Retrieved 14 November 2021.
184. Doherty, T. S.; Glen, A. S.; Nimmo, D. G.; Ritchie, E. G.; Dickman, C. R. (2016). "Invasive predators and global biodiversity loss" (<https://www.ncbi.nlm.nih.gov/pmc/articles/PMC5056110>). *Proceedings of the National Academy of Sciences*. **113** (40): 11261–11265. Bibcode:2016PNAS..11311261D (<https://ui.adsabs.harvard.edu/abs/2016PNAS..11311261D>). doi:10.1073/pnas.1602480113 (<https://doi.org/10.1073/pnas.1602480113>). PMC 5056110 (<https://www.ncbi.nlm.nih.gov/pmc/articles/PMC5056110>). PMID 27638204 (<https://pubmed.ncbi.nlm.nih.gov/27638204>).
185. Rochlitz, I. (2007). *The Welfare of Cats*. "Animal Welfare" series. Berlin: Springer Science+Business Media. pp. 141–175. ISBN 9781402061431. OCLC 262679891 (<https://www.worldcat.org/oclc/262679891>).
186. "What is the difference between a stray cat and a feral cat?" (https://web.archive.org/web/20080501093143/http://www.hsus.org/pets/issues_affecting_our_pets/feral_cats/feral_cats_frequently_asked_questions.html#1_What_is_a_feral_cat). *HSUS.org*. Humane Society of the United States. 2 January 2008. Archived from the original (http://www.hsus.org/pets/issues_affecting_our_pets/feral_cats/feral_cats_frequently_asked_questions.html#1_What_is_a_feral_cat) on 1 May 2008.
187. "Torre Argentina cat shelter" (https://web.archive.org/web/20090122203413/http://www.romancats.com/index_eng.php). Archived from the original (http://www.romancats.com/index_eng.php) on 22 January 2009. Retrieved 17 June 2009.
188. Slater, Margaret R.; Shain, Stephanie (November 2003). "Feral Cats: An Overview (4)" (https://web.archive.org/web/20061110230426/http://www.hsus.org/web-files/PDF/hsp/SOA_3-2005_Chap4.pdf) (PDF). In Rowan, Andrew N.; Salem, Deborah J. (eds.). *The State of the Animals II: 2003*. Humane Society of the United States. ISBN 9780965894272. Archived from the original (http://www.hsus.org/web-files/PDF/hsp/SOA_3-2005_Chap4.pdf) (PDF) on 10 November 2006.
189. Fitzgerald, M. B.; Turner, Dennis C. "Hunting Behaviour of Domestic Cats and Their Impact on Prey Populations". In Turner, Dennis C.; Bateson, Patrick P. G. (eds.). *The Domestic Cat: The Biology of its Behaviour*. pp. 151–175.

190. Courchamp, F.; Langlais, M.; Sugihara, G. (1999). "Cats protecting birds: Modelling the mesopredator release effect" (<https://doi.org/10.1046%2Fj.1365-2656.1999.00285.x>). *Journal of Animal Ecology*. **68** (2): 282–292. Bibcode:1999JAnEc..68..282C (<https://ui.adsabs.harvard.edu/abs/1999JAnEc..68..282C>). doi:10.1046/j.1365-2656.1999.00285.x (<https://doi.org/10.1046%2Fj.1365-2656.1999.00285.x>). S2CID 31313856 (<https://api.semanticscholar.org/CorpusID:31313856>).
191. Stattersfield, A. J.; Crosby, M. J.; Long, A. J.; Wege, D. C. (1998). *Endemic Bird Areas of the World: Priorities for Biodiversity Conservation*. "BirdLife Conservation" series No. 7. Cambridge, England: Burlington Press. ISBN 9780946888337.
192. Falla, R. A. (1955). *New Zealand Bird Life Past and Present*. Cawthron Institute.
193. Galbreath, R.; Brown, D. (2004). "The Tale of the Lighthouse-keeper's Cat: Discovery and Extinction of the Stephens Island Wren (*Traversia lyalli*)" (https://web.archive.org/web/20081017221501/http://www.notornis.org.nz/free_issues/Notornis_51-2004/Notornis_51_4_193.pdf) (PDF). *Notornis*. **51**: 193–200. Archived from the original (http://www.notornis.org.nz/free_issue_s/Notornis_51-2004/Notornis_51_4_193.pdf) (PDF) on 17 October 2008.
194. Scrimgeour, J.; Beath, A.; Swanney, M. (2012). "Cat predation of short-tailed bats (*Mystacina tuberculata rhyocobia*) in Rangataua Forest, Mount Ruapehu, Central North Island, New Zealand" (<https://doi.org/10.1080%2F03014223.2011.649770>). *New Zealand Journal of Zoology*. **39** (3): 257–260. doi:10.1080/03014223.2011.649770 (<https://doi.org/10.1080%2F03014223.2011.649770>).
195. Woinarski, J. C. Z.; Murphy, B. P.; Palmer, R.; Legge, S. M.; Dickman, C. R.; Doherty, T. S.; Edwards, G.; Nankivell, A.; Read, J. L.; Stokeld, D. (2018). "How many reptiles are killed by cats in Australia?". *Wildlife Research*. **45** (3). CSIRO Publishing: 247. doi:10.1071/wr17160 (<https://doi.org/10.1071%2Fwr17160>). ISSN 1035-3712 (<https://www.worldcat.org/issn/1035-3712>).
196. Wade, N. (2007). "Study Traces Cat's Ancestry to Middle East" (<https://web.archive.org/web/20090418082840/http://www.nytimes.com/2007/06/29/science/29cat.html>). *The New York Times*. Archived from the original (<https://www.nytimes.com/2007/06/29/science/29cat.html>) on 18 April 2009. Retrieved 2 April 2008.
197. "Pet Industry Market Size & Ownership Statistics" (https://www.americanpetproducts.org/press_industrytrends.asp). American Pet Products Association. Archived (https://web.archive.org/web/20190225161902/https://www.americanpetproducts.org/press_industrytrends.asp) from the original on 25 February 2019. Retrieved 25 February 2019.
198. "The 5 Most Expensive Cat Breeds in America" (<https://www.moneytalksnews.com/the-5-most-expensive-cat-breeds-in-america/>). *moneytalksnews.com*. 2017. Archived (<https://web.archive.org/web/20190225103150/https://www.moneytalksnews.com/the-5-most-expensive-cat-breeds-in-america/>) from the original on 25 February 2019. Retrieved 25 February 2019.
199. "61 Fun Cat Statistics That Are the Cat's Meow! (2022 UPDATE)" (<https://petpedia.co/cat-statistics/>). 12 December 2020. Archived (<https://web.archive.org/web/20220218184821/https://petpedia.co/cat-statistics/>) from the original on 18 February 2022. Retrieved 18 February 2022.
200. "How many pets are there in the UK?" (<https://web.archive.org/web/20210303184319/https://www.pdsa.org.uk/get-involved/our-campaigns/pdsa-animal-wellbeing-report/uk-pet-populations-of-dogs-cats-and-rabbits>). *PDSA.org.uk*. Archived from the original (<https://www.pdsa.org.uk/get-involved/our-campaigns/pdsa-animal-wellbeing-report/uk-pet-populations-of-dogs-cats-and-rabbits>) on 3 March 2021. Retrieved 29 March 2021.
201. "Statistics on cats" (<https://carocat.eu/statistics-on-cats-and-dogs/>). *carocat.eu*. 2021. Archived (<https://web.archive.org/web/20210225150136/https://carocat.eu/statistics-on-cats-and-dogs/>) from the original on 25 February 2021. Retrieved 15 February 2021.

202. Beadle, Muriel (1979). *Cat*. Simon and Schuster. pp. 93–96. ISBN 9780671251901.
203. Mayers, Barbara (2007). *Toolbox: Ship's Cat on the Kalmar Nyckel* (<https://books.google.com/books?id=q3LvHwAACAAJ>). Bay Oak Publishers. ISBN 9780974171395. Archived (<https://web.archive.org/web/20210331062435/https://books.google.com/books?id=q3LvHwAACAAJ>) from the original on 31 March 2021. Retrieved 17 July 2020.
204. "What Is That They're Wearing?" (https://web.archive.org/web/20061201153853/http://www.hsus.org/web-files/PDF/What-is-that-they-re-wearing_FurBooklet.pdf) (PDF). Humane Society of the United States. Archived from the original (http://www.hsus.org/web-files/PDF/What-is-that-they-re-wearing_FurBooklet.pdf) (PDF) on 1 December 2006. Retrieved 22 October 2009.
205. Stallwood, K. W., ed. (2002). *A Primer on Animal Rights: Leading Experts Write about Animal Cruelty and Exploitation*. Lantern Books.
206. "Japan: Finale for the world's most elegant use of a dead cat" (<https://www.independent.co.uk/news/japan-finale-for-the-worlds-most-elegant-use-of-a-dead-cat-1294096.html>). *The Independent*. 15 November 1997. Archived (<https://web.archive.org/web/20170621114633/http://www.independent.co.uk/news/japan-finale-for-the-worlds-most-elegant-use-of-a-dead-cat-1294096.html>) from the original on 21 June 2017.
207. "EU proposes cat and dog fur ban" (<http://news.bbc.co.uk/2/hi/europe/6165786.stm>). *BBC News*. 2006. Archived (<https://web.archive.org/web/20090102231651/http://news.bbc.co.uk/2/hi/europe/6165786.stm>) from the original on 2 January 2009. Retrieved 22 October 2009.
208. Ikuma, C. (2007). "EU Announces Strict Ban on Dog and Cat Fur Imports and Exports" (https://web.archive.org/web/20090217153420/http://www.hsus.org/about_us/humane_society_international_hsi/hsi_europe/dog_cat_fur/). *Humane Society International*. Archived from the original (http://www.hsus.org/about_us/humane_society_international_hsi/hsi_europe/dog_cat_fur/) on 17 February 2009. Retrieved 14 December 2011.
209. Jolly, K. L.; Raudvere, C.; Peters, E. (2002). *Witchcraft and Magic in Europe*. Vol. 3: *The Middle Ages*. London: Athlone. ISBN 9780567574466. OCLC 747103210 (<https://www.worldcat.org/oclc/747103210>).
210. Paterson, T. (2008). "Switzerland Finds a Way to Skin a Cat for the Fur Trade and High Fashion" (<https://www.independent.co.uk/news/world/europe/switzerland-finds-a-way-to-skin-a-cat-for-the-fur-trade-and-high-fashion-815426.html>). *The Independent*. London. Archived (<https://web.archive.org/web/20090707080420/http://www.independent.co.uk/news/world/europe/switzerland-finds-a-way-to-skin-a-cat-for-the-fur-trade-and-high-fashion-815426.html>) from the original on 7 July 2009. Retrieved 23 October 2009.
211. "Humane society launches national cat census" (<http://www.cbc.ca/news/canada/new-brunswick/story/2012/07/17/nb-cat-census-1000.html>). *CBC News*. Archived (<https://web.archive.org/web/20121024184326/http://www.cbc.ca/news/canada/new-brunswick/story/2012/07/17/nb-cat-census-1000.html>) from the original on 24 October 2012. Retrieved 18 September 2012.
212. "Cats Be" (<http://www.catsbe.com>). Archived (<https://web.archive.org/web/20120922235823/http://www.catsbe.com>) from the original on 22 September 2012. Retrieved 18 September 2012.
213. "The Supreme Cat Census" (<https://web.archive.org/web/20120316024409/http://www.supremecatcensus.co.za/>). Archived from the original (<http://www.supremecatcensus.co.za/>) on 16 March 2012. Retrieved 18 September 2012.
214. "About Pets" (<https://web.archive.org/web/20141006074439/http://www.ifaheurope.org/companion-animals/about-pets.html>). *IFAHEurope.org*. Animal Health Europe. Archived from the original (<http://www.ifaheurope.org/companion-animals/about-pets.html>) on 6 October 2014. Retrieved 3 October 2014.

215. Legay, J. M. (1986). "Sur une tentative d'estimation du nombre total de chats domestiques dans le monde" [Tentative estimation of the total number of domestic cats in the world]. *Comptes Rendus de l'Académie des Sciences, Série III* (in French). **303** (17): 709–712. PMID 3101986 (<https://pubmed.ncbi.nlm.nih.gov/3101986>). INIST 7950138 (<https://pascal-francis.inist.fr/vibad/index.php?action=getRecordDetail&idt=7950138>).
216. Gehrt, S. D.; Riley, S. P. D.; Cypher, B. L. (2010). *Urban Carnivores: Ecology, Conflict, and Conservation* (<https://books.google.com/books?id=xYKqluO6c8UC&q=million%20cats%20worldwide&pg=PA157>). Johns Hopkins University Press. ISBN 9780801893896. Archived (<https://web.archive.org/web/20151231224128/https://books.google.com/books?id=xYKqluO6c8UC&lpg=PA157&pg=PA157&q=million%20cats%20worldwide>) from the original on 31 December 2015. Retrieved 3 October 2014.
217. Rochlitz, I. (2007). *The Welfare of Cats* (<https://books.google.com/books?id=0HmB3ix5IQ8C&q=million%20cats%20worldwide&pg=PA47>). Springer Science & Business Media. ISBN 9781402032271. Archived (<https://web.archive.org/web/20151231224128/https://books.google.com/books?id=0HmB3ix5IQ8C&lpg=PA47&pg=PA47&q=million%20cats%20worldwide>) from the original on 31 December 2015. Retrieved 3 October 2014.
218. "Cats: Most interesting facts about common domestic pets" (<https://web.archive.org/web/20141006105806/http://english.pravda.ru/society/family/09-01-2006/9478-cats-0/>). *Pravda*. 9 January 2006. Archived from the original (<http://english.pravda.ru/society/family/09-01-2006/9478-cats-0/>) on 6 October 2014. Retrieved 3 October 2014.
219. Sandomir, R. (18 January 2019). "Walter Chandoha, Photographer Whose Specialty Was Cats, Dies at 98" (https://web.archive.org/web/20190119231032/https://www.nytimes.com/2019/01/18/obituaries/walter-chandoha-dead.html?emc=edit_th_190119&nl=todaysheadlines&nlid=686341800119%2FWalter). *The New York Times*. Archived from the original (https://www.nytimes.com/2019/01/18/obituaries/walter-chandoha-dead.html?emc=edit_th_190119&nl=todaysheadlines&nlid=686341800119/) on 19 January 2019.
220. "The Rise of Pet Humanization" (<https://static1.squarespace.com/static/57f414e0b8a79bc04e0a2729/t/6081b71ec312977485a24fa4/1619113759478/CD-The+Rise+of+Pet+Humanization.pdf>) (PDF). Archived (<https://web.archive.org/web/20240402002609/https://static1.squarespace.com/static/57f414e0b8a79bc04e0a2729/t/6081b71ec312977485a24fa4/1619113759478/CD-The+Rise+of+Pet+Humanization.pdf>) (PDF) from the original on 2 April 2024. Retrieved 29 March 2024.
221. "The Humanization of Pets" (<https://advantagesolutions.net/news/the-humanization-of-pets/>). Archived (<https://web.archive.org/web/20231206214159/https://advantagesolutions.net/news/the-humanization-of-pets/>) from the original on 6 December 2023. Retrieved 29 March 2024.
222. "All About Cat Shows" (<https://animals.howstuffworks.com/pets/cat-show1.htm>). *How Stuff Works*. 2008. Archived (<https://web.archive.org/web/20180612143813/https://animals.howstuffworks.com/pets/cat-show1.htm>) from the original on 12 June 2018. Retrieved 8 June 2018.
223. Chomel, B. (2014). "Emerging and Re-Emerging Zoonoses of Dogs and Cats" (<https://www.ncbi.nlm.nih.gov/pmc/articles/PMC4494318>). *Animals*. **4** (3): 434–445. doi:10.3390/ani4030434 (<https://doi.org/10.3390%2Fani4030434>). ISSN 2076-2615 (<https://www.worldcat.org/issn/2076-2615>). PMC 4494318 (<https://www.ncbi.nlm.nih.gov/pmc/articles/PMC4494318>). PMID 26480316 (<https://pubmed.ncbi.nlm.nih.gov/26480316>).
224. "Cats" (<https://web.archive.org/web/20161127023823/https://www.odh.ohio.gov/en/odhprograms/bid/zdp/animals/cats>). Ohio Department of Health. 21 January 2015. Archived from the original (<http://www.odh.ohio.gov/en/odhprograms/bid/zdp/animals/cats>) on 27 November 2016. Retrieved 26 November 2016.

225. Goldstein, Ellie J. C.; Abrahamian, Fredrick M. (2015). "Diseases Transmitted by Cats" (<https://journals.asm.org/doi/epub/10.1128/microbiolspec.iol5-0013-2015>). *Microbiology Spectrum*. 3 (5). doi:10.1128/microbiolspec.iol5-0013-2015 (<https://doi.org/10.1128%2Fmicrobiolspec.iol5-0013-2015>). ISSN 2165-0497 (<https://www.worldcat.org/issn/2165-0497>). PMID 26542039 (<https://pubmed.ncbi.nlm.nih.gov/26542039>). Archived (<https://web.archive.org/web/20230810225116/https://journals.asm.org/doi/epub/10.1128/microbiolspec.iol5-0013-2015>) from the original on 10 August 2023. Retrieved 8 August 2023.
226. Stull, J. W.; Brophy, J.; Weese, J. S. (2015). "Reducing the risk of pet-associated zoonotic infections" (<https://www.ncbi.nlm.nih.gov/pmc/articles/PMC4500695>). *Canadian Medical Association Journal*. 187 (10): 736–743. doi:10.1503/cmaj.141020 (<https://doi.org/10.1503%2Fcmaj.141020>). ISSN 0820-3946 (<https://www.worldcat.org/issn/0820-3946>). PMC 4500695 (<https://www.ncbi.nlm.nih.gov/pmc/articles/PMC4500695>). PMID 25897046 (<https://pubmed.ncbi.nlm.nih.gov/25897046>).
227. Malek, J. (1997). *The Cat in Ancient Egypt* (Revised ed.). University of Pennsylvania Press. ISBN 9780812216325.
228. Engels, D. W. (2001) [1999]. "Greece" (<https://books.google.com/books?id=XAKeCwAAQBAJ&pg=PA68>). *Classical Cats: The Rise and Fall of the Sacred Cat* (<https://archive.org/details/classicalcats00dona/page/48>). London: Routledge. pp. 48–87 (<https://archive.org/details/classicalcats00dona/page/48>). ISBN 9780415261623.
229. Rogers, K. M. (2006). "Wildcat to Domestic Mousecatcher" (<https://books.google.com/books?id=16ZsW4QLKIUC&pg=PA19>). *Cat*. London: Reaktion Books. pp. 7–48. ISBN 9781861892928. Archived (<https://web.archive.org/web/20200727182342/https://books.google.com/books?id=16ZsW4QLKIUC&pg=PA19>) from the original on 27 July 2020. Retrieved 5 June 2020.
230. Beadle, M. (1977). "Ups and Downs" (<https://books.google.com/books?id=tnjgqpNKYksC&pg=PA75>). *Cat* (<https://archive.org/details/cathistorybiolog00bead/page/75>). New York: Simon & Schuster. pp. 75–88 (<https://archive.org/details/cathistorybiolog00bead/page/75>). ISBN 9780671224516.
231. Pate, A. (2008). "Maneki Neko: Feline Fact & Fiction" (<https://web.archive.org/web/20130314191210/http://www.darumamagazine.com/new/articles-excerpts/maneki-neko-feline-fact-fiction/>). *Daruma Magazine*. Archived from the original (<http://www.darumamagazine.com/new/articles-excerpts/maneki-neko-feline-fact-fiction/>) on 14 March 2013.
232. Faulkes, A. (1995). *Edda*. p. 24. ISBN 9780460876162.
233. Ginzberg, L. (1909). *The Legends of the Jews, Vol. I: The Sixth Day* (<http://www.swartzentrover.com/cotor/e-books/misc/Legends/Legends%20of%20the%20Jews.pdf>) (PDF). Translated by Szold, H. Philadelphia: Jewish Publication Society. Archived (<https://web.archive.org/web/20180516120617/http://www.swartzentrover.com/cotor/e-books/misc/Legends/Legends%20of%20the%20Jews.pdf>) (PDF) from the original on 16 May 2018. Retrieved 19 February 2018.
234. Geyer, G. A. (2004). *When Cats Reigned Like Kings: On the Trail of the Sacred Cats* (<https://archive.org/details/whencatsreignedl00geor>). Kansas City, Missouri: Andrews McMeel Publishing. ISBN 9780740746970.
235. Reeves, M. (2000). *Muhammad in Europe* (<https://archive.org/details/muhammadineurope0000reev/page/52>). New York University Press. p. 52 (<https://archive.org/details/muhammadineurope0000reev/page/52>). ISBN 9780814775332.

236. Al-Thahabi, S. "Biography of al-Rifai" (http://library.islamweb.net/newlibrary/display_book.php?idfrom=5401&idto=5401&bk_no=60&ID=5263). *سير أعلام النبلاء* (in Arabic). Archived (https://web.archive.org/web/20141025030332/http://library.islamweb.net/newlibrary/display_book.php?idfrom=5401&idto=5401&bk_no=60&ID=5263) from the original on 25 October 2014. Retrieved 11 November 2014.
237. Broad, Michael (13 January 2015). "Abu Hurairah and Cats" (<http://pictures-of-cats.org/abu-hurairah-and-cats.html>). *Pictures-of-Cats.org*. Archived (<https://web.archive.org/web/20180305203105/http://pictures-of-cats.org/abu-hurairah-and-cats.html>) from the original on 5 March 2018. Retrieved 5 March 2018.
238. Clutton-Brock, J. (1999) [1987]. "Cats" (<https://books.google.com/books?id=cgL-EbbB8a0C&pg=PA133>). *A Natural History of Domesticated Mammals* (2nd ed.). Cambridge, England: Cambridge University Press. pp. 133–140. ISBN 9780521634953. OCLC 39786571 (<https://www.worldcat.org/oclc/39786571>). Archived (<https://web.archive.org/web/20210122145647/https://books.google.com/books?id=cgL-EbbB8a0C&pg=PA133>) from the original on 22 January 2021. Retrieved 25 October 2020.
239. Adzo, Kokou (29 October 2015). "Are Black Cats Really Bad Luck? [Hoax]" (<http://socialnewsdaily.com/58901/are-black-cats-really-bad-luck-hoax/>). *Social News Daily*. Archived (<https://web.archive.org/web/20151222141607/http://socialnewsdaily.com/58901/are-black-cats-really-bad-luck-hoax/>) from the original on 22 December 2015. Retrieved 19 December 2015.
240. Davies, N. (1996). *Europe: A History* (https://archive.org/details/europehistory00davi_0/page/543). Oxford University Press <place=Oxford. p. 543. ISBN 9780198201717.
241. Frazer, J. G. (2002) [1922]. *The Golden Bough: A Study in Magic and Religion* (<http://www.bartleby.com/196/164.html>) (Abridged ed.). Mineola, New York: Dover Publications. ISBN 0486424928. OCLC 49942157 (<https://www.worldcat.org/oclc/49942157>). Archived (<https://web.archive.org/web/20061208190208/http://www.bartleby.com/196/164.html>) from the original on 8 December 2006. Retrieved 28 February 2017.
242. Sugobono, N. (2010). "Las vidas del gato" (<https://web.archive.org/web/20120127052854/http://elcomercio.pe/impresa/notas/vidas-gato/20100307/423959>). *El Comercio (Peru)* (in Spanish). Lima, Peru. Archived from the original (<http://elcomercio.pe/impresa/notas/vidas-gato/20100307/423959>) on 27 January 2012. Retrieved 19 March 2010.
243. "Qual é a origem da lenda de que os gatos teriam sete vidas?" (<http://mundoestranho.abril.com.br/materia/qual-e-a-origem-da-lenda-de-que-os-gatos-teriam-sete-vidas>). *Mundo Estranho* (in Brazilian Portuguese). São Paulo, Brazil: Abril Media. Archived (<https://web.archive.org/web/20151117031757/http://mundoestranho.abril.com.br/materia/qual-e-a-origem-da-lenda-de-que-os-gatos-teriam-sete-vidas>) from the original on 17 November 2015. Retrieved 15 November 2015.
244. Dowling, T. (19 March 2010). "Tall tails: Pet myths busted" (<https://www.theguardian.com/lifeandstyle/gallery/2010/mar/18/guide-to-pets-pet-myths?picture=360591960>). *The Guardian*. Archived (<https://web.archive.org/web/20130909160834/http://www.theguardian.com/lifeandstyle/gallery/2010/mar/18/guide-to-pets-pet-myths?picture=360591960>) from the original on 9 September 2013. Retrieved 15 November 2023.
245. Heywood, J- (1874). Sharman, Julian (ed.). *The Proverbs of John Heywood* (<https://archive.org/details/proverbsofjohnhe00heywrch/page/104/mode/2up>). p. 104.
246. "Can Cats Cheat Death?" (<https://be.chewy.com/behavior-pet-facts-do-cats-really-have-nine-lives/>). *BeChewy*. 6 October 2017. Archived (<https://web.archive.org/web/20230925171409/https://be.chewy.com/behavior-pet-facts-do-cats-really-have-nine-lives/>) from the original on 25 September 2023. Retrieved 25 September 2023.

247. "The ASPCA Warns About High-rise Falls by Cats: High-rise Apartments, Windows, Terraces and Fire Escapes Pose Risk to Urban Cats" (<https://web.archive.org/web/20120522014805/http://cats.about.com/od/catsafety/a/highrisefalls.htm>). New York: American Society for the Prevention of Cruelty to Animals. 30 June 2005. Archived from the original (<http://cats.about.com/od/catsafety/a/highrisefalls.htm>) on 22 May 2012. Retrieved 6 June 2018 – via About.com. (Press release.)

External links

- 📖 The dictionary definition of *cat* at Wiktionary
- 📖 Data related to *Cat* at Wikispecies
- 📖 Media related to *Felis silvestris catus* at Wikimedia Commons
- 📖 Animal Care at Wikibooks
- 🗣️ Quotations related to *Cat* at Wikiquote
- "Cat, Domestic, The" ([https://en.wikisource.org/wiki/The_Encyclopedia_Americana_\(1920\)/Cat,_Domestic,_The](https://en.wikisource.org/wiki/The_Encyclopedia_Americana_(1920)/Cat,_Domestic,_The)). *Encyclopedia Americana*. 1920.
- High-Resolution Images of the Cat Brain (<https://web.archive.org/web/20190520030950/http://brainmaps.org/index.php?p=speciesdata&species=felis-catus>)
- Biodiversity Heritage Library bibliography (https://www.biodiversitylibrary.org/name/Felis_catus) for *Felis catus*
- Catpert. The Cat Expert (<https://web.archive.org/web/20081211071153/http://www.catpert.com/>) – cat articles
- View the *cat* genome (http://www.ensembl.org/Felis_catus/Info/Index/) in Ensembl
- Scientific American. "The Origin of the Cat" (<https://books.google.com/books?id=YIE9AQAAIAAJ&q=carbonic+oxide>). 20 August 1881. pp. 120.

Retrieved from "<https://en.wikipedia.org/w/index.php?title=Cat&oldid=1219971276>"

■